

Institution: University of Akron Main Campus (200800)

User ID: 39C0021

Completions Overview

Welcome to the IPEDS Completions survey component. The Completions component is one of several IPEDS components that is conducted during the Fall data collection period. It collects the number of degrees and certificates awarded by field of study, level of award, race/ethnicity, and gender. The reporting period for the Completions component is during the 12-month time period beginning July 1 of the previous calendar year and ending June 30 of the current calendar year; therefore, for this year's Completions component, the reporting period is between July 1, 2014 and June 30, 2015. The Completions component is also collecting the number of students (e.g., completers) who earned awards between July 1, 2014 and June 30, 2015.

Completions Common Errors

Some common completions component errors include the following:

- Including award levels on your current year Completions that were not reported on your previous year's (PY) Institutional Characteristics (IC). [Award levels in the PY IC component cannot be changed; therefore, contact the IPEDS Help Desk at 1-877-225-2568 if you need assistance.]
- Forgetting to select CIP codes for new programs of study that are offered by the institution, but do not have completions for the reporting period.
- Forgetting to enter in zero in at least one of the cells for CIP codes that do not have completions.

Recent Changes

- The following question on **distance education** has been added to the bottom of each individual "CIP Data" screen:
"Is this program offered as a distance education program?"
- The following two screens, which collect data specifically on students were added to this component, beginning in the 2013-14 survey year:
 - **"All Completers"** - Collects the number of students who earned an award between July 1, 2014 and June 30, 2015 by gender and race/ethnicity. (The intent of this screen is to collect an **unduplicated count** of total numbers of completers.)
 - **"Completers by Level"** - Collects the number of students who earned an award between July 1, 2014 and June 30, 2015 by award level and 1) by gender; 2) by race/ethnicity; and 3) by age.
- The definition for Post-baccalaureate Certificate has changed slightly for the 2015-16 collection. The new definition is as follows: **An award that requires completion of an organized program of study beyond the bachelor's. It is designed for persons who have completed a baccalaureate degree, but does not meet the requirements of a master's degree.**

NOTE: Even though Teacher Preparation certificate programs may require a bachelor's degree for admission, they are considered sub-baccalaureate undergraduate programs, and students in these programs are undergraduate students.

General Information

CIP Codes:

The [CIP 2010 Website](#) includes a list of new CIP codes, a list of deleted CIP codes, a list of moved CIP Codes, and an online crosswalk of the 2000 CIP and 2010 CIP.

The Resources Page of the CIP 2010 website contains many valuable resources including:

- CIP 2010 Manual and copies of previous editions of the CIP Manual
- Crosswalk between the 2000 CIP codes and the 2010 CIP codes in Excel format

Keep in mind that some information provided by institutions on the Completions component appear in the [College Navigator](#), which is a major tool used by consumers searching for information about postsecondary education. It is therefore vitally important that you include accurate information about your institution.

Survey materials can be downloaded using the following link: [Survey Materials](#).

The prior year revision system can be accessed using the following link: [Prior Year Revision System](#)

Completions CIP Data

CIPCODE	Award Level	Major	Gender	Non Resident Alien	Hispanic / Latino	American Indian or Alaska Native	Asian	Black or African American	Native Hawaiian or Other Pacific Islander	White	Two or more Races	Race/ ethnicity unknown	Total	distance education program
04.0301 City/Urban, Community and Regional Planning	1 - Awards of less than 1 academic year	1	Men	0	0	0	0	0	0	0	0	0	0	
			Women	0	0	0	0	0	0	0	0	0	0	
			Total	0	0	0	0	0	0	0	0	0	0	No
04.0301 City/Urban, Community and Regional Planning	5 - Bachelor's degree	1	Men	0	0	0	0	0	0	1	0	0	1	
			Women	0	0	0	0	0	0	0	0	0	0	
			Total	0	0	0	0	0	0	1	0	0	1	No
04.0301 City/Urban, Community and Regional Planning	7 - Master's degree	1	Men	0	0	0	0	0	0	0	0	0	0	
			Women	0	0	0	0	0	0	0	0	0	0	
			Total	0	0	0	0	0	0	0	0	0	0	No
04.0301 City/Urban, Community and Regional Planning	5 - Bachelor's degree	2	Men	0	0	0	0	0	0	0	0	0	0	
			Women	0	0	0	0	0	0	0	0	0	0	
			Total	0	0	0	0	0	0	0	0	0	0	No
05.0101 African Studies	1 - Awards of less than 1 academic year	1	Men	0	0	0	0	0	0	0	0	0	0	
			Women	0	0	0	0	1	0	0	0	0	1	
			Total	0	0	0	0	1	0	0	0	0	1	No
05.0107 Latin American Studies	1 - Awards of less than 1 academic year	1	Men	0	0	0	0	0	0	0	0	0	0	
			Women	0	0	0	0	0	0	2	0	0	2	
			Total	0	0	0	0	0	0	2	0	0	2	No
05.0108 Near and Middle Eastern Studies	1 - Awards of less than 1 academic year	1	Men	0	0	0	0	0	0	0	0	0	0	
			Women	0	0	0	0	0	0	0	0	0	0	
			Total	0	0	0	0	0	0	0	0	0	0	No
05.0108 Near and Middle Eastern Studies	8 - Post-Master's certificates	1	Men	0	0	0	0	0	0	0	0	0	0	
			Women	0	0	0	0	0	0	0	0	0	0	
			Total	0	0	0	0	0	0	0	0	0	0	No
05.0207 Women's Studies	1 - Awards of less than 1 academic year	1	Men	0	0	0	0	0	0	0	0	0	0	
			Women	0	0	0	0	0	0	0	0	0	0	
			Total	0	0	0	0	0	0	0	0	0	0	No
05.0207 Women's Studies	6 - Postbaccalaureate certificates	1	Men	0	0	0	0	0	0	0	0	0	0	
			Women	1	0	0	0	0	0	1	0	0	2	
			Total	1	0	0	0	0	0	1	0	0	2	No
05.0207 Women's Studies	8 - Post-Master's certificates	1	Men	0	0	0	0	0	0	0	0	0	0	
			Women	0	0	0	0	0	0	0	0	0	0	
			Total	0	0	0	0	0	0	0	0	0	0	No
09.0101 Speech Communication and Rhetoric	5 - Bachelor's degree	1	Men	0	0	0	0	1	0	4	0	0	5	
			Women	0	0	0	0	1	0	7	0	0	8	
			Total	0	0	0	0	2	0	11	0	0	13	No
09.0101 Speech Communication and Rhetoric	7 - Master's degree	1	Men	0	0	0	0	0	0	5	0	0	5	
			Women	2	1	0	0	1	0	6	0	0	10	
			Total	2	1	0	0	1	0	11	0	0	15	No
09.0101 Speech Communication and Rhetoric	5 - Bachelor's degree	2	Men	0	0	0	0	1	0	0	0	0	1	
			Women	0	0	0	0	0	0	3	0	0	3	
			Total	0	0	0	0	1	0	3	0	0	4	No
09.0499 Journalism, Other	5 - Bachelor's degree	1	Men	0	0	0	1	0	0	1	0	0	2	
			Women	0	1	0	0	0	0	3	0	0	4	

CIPCODE	Award Level	Major	Gender	Non Resident Alien	Hispanic / Latino	American Indian or Alaska Native	Asian	Black or African American	Native Hawaiian or Other Pacific Islander	White	Two or more Races	Race/ ethnicity unknown	Total	distance education program
Computer Systems Analysis/Analyst	6 - Postbaccalaureate certificates		Total	1	0	0	0	0	0	0	0	0	1	No
11.0501 Computer Systems Analysis/Analyst	8 - Post-Master's certificates	1	Men	0	0	0	0	0	0	0	0	0	0	
			Women	0	0	0	0	0	0	0	0	0	0	
			Total	0	0	0	0	0	0	0	0	0	0	No
11.0701 Computer Science	1 - Awards of less than 1 academic year	1	Men	0	0	0	0	0	0	1	0	0	1	
			Women	0	0	0	0	0	0	0	0	0	0	
			Total	0	0	0	0	0	0	1	0	0	1	No
11.0701 Computer Science	5 - Bachelor's degree	1	Men	0	0	0	0	0	0	1	0	0	1	
			Women	0	0	0	0	0	0	0	0	0	0	
			Total	0	0	0	0	0	0	1	0	0	1	No
11.0701 Computer Science	7 - Master's degree	1	Men	21	0	0	0	0	0	2	0	0	23	
			Women	9	0	0	1	0	0	0	0	0	10	
			Total	30	0	0	1	0	0	2	0	0	33	No
11.0801 Web Page, Digital/Multimedia and Information Resources Design	1 - Awards of less than 1 academic year	1	Men	0	0	0	0	1	0	0	0	0	1	
			Women	0	0	0	0	0	0	0	0	0	0	
			Total	0	0	0	0	1	0	0	0	0	1	No
11.0801 Web Page, Digital/Multimedia and Information Resources Design	7 - Master's degree	1	Men	0	0	0	0	0	0	0	0	0	0	
			Women	0	0	0	0	0	0	0	0	0	0	
			Total	0	0	0	0	0	0	0	0	0	0	No
11.0801 Web Page, Digital/Multimedia and Information Resources Design	8 - Post-Master's certificates	1	Men	0	0	0	0	0	0	0	0	0	0	
			Women	0	0	0	0	0	0	0	0	0	0	
			Total	0	0	0	0	0	0	0	0	0	0	No
11.0802 Data Modeling/Warehousing and Database Administration	1 - Awards of less than 1 academic year	1	Men	0	0	0	0	0	0	1	0	0	1	
			Women	0	0	0	1	0	0	0	0	0	1	
			Total	0	0	0	1	0	0	1	0	0	2	No
11.0901 Computer Systems Networking and Telecommunications	1 - Awards of less than 1 academic year	1	Men	0	0	0	0	0	0	0	0	0	0	
			Women	0	0	0	0	0	0	0	0	0	0	
			Total	0	0	0	0	0	0	0	0	0	0	No
11.0901 Computer Systems Networking and Telecommunications	3 - Associate's degree	1	Men	0	1	0	0	0	0	10	0	1	12	
			Women	0	0	0	0	0	0	3	0	0	3	
			Total	0	1	0	0	0	0	13	0	1	15	No
11.0901 Computer Systems Networking and Telecommunications	5 - Bachelor's degree	1	Men	0	1	0	1	1	1	38	0	1	43	
			Women	0	0	0	0	0	0	0	0	0	0	
			Total	0	1	0	1	1	1	38	0	1	43	No
11.0901 Computer Systems Networking and Telecommunications	5 - Bachelor's degree	2	Men	0	0	0	0	0	0	0	0	0	0	
			Women	0	0	0	0	0	0	0	0	0	0	
			Total	0	0	0	0	0	0	0	0	0	0	No
11.1003 Computer and Information Systems Security/Information Assurance	1 - Awards of less than 1 academic year	1	Men	0	0	0	0	0	0	0	0	0	0	
			Women	0	0	0	0	0	0	0	0	0	0	
			Total	0	0	0	0	0	0	0	0	0	0	No
12.0503 Culinary Arts/Chef Training		1	Men	0	0	0	0	0	0	1	0	0	1	

CIPCODE	Award Level	Major	Gender	Non Resident Alien	Hispanic / Latino	American Indian or Alaska Native	Asian	Black or African American	Native Hawaiian or Other Pacific Islander	White	Two or more Races	Race/ ethnicity unknown	Total	distance education program
	1 - Awards of less than 1 academic year		Women	0	0	0	0	0	0	0	0	0	0	
			Total	0	0	0	0	0	0	1	0	0	1	No
12.0503 Culinary Arts/Chef Training	3 - Associate's degree	1	Men	0	0	0	0	1	0	3	1	0	5	
			Women	0	0	0	0	2	0	7	2	1	12	
			Total	0	0	0	0	3	0	10	3	1	17	No
13.0401 Educational Leadership and Administration, General	7 - Master's degree	1	Men	0	0	0	0	1	0	5	0	0	6	
			Women	0	0	0	0	0	0	12	0	0	12	
			Total	0	0	0	0	1	0	17	0	0	18	No
13.0401 Educational Leadership and Administration, General	17 - Doctor's degree - research / scholarship	1	Men	0	0	0	0	0	0	0	0	0	0	
			Women	0	0	0	0	0	0	0	0	0	0	
			Total	0	0	0	0	0	0	0	0	0	0	0
13.0406 Higher Education/Higher Education Administration	6 - Postbaccalaureate certificates	1	Men	0	0	0	0	1	0	0	0	0	1	
			Women	0	0	0	0	0	0	1	1	0	2	
			Total	0	0	0	0	1	0	1	1	0	3	No
13.0406 Higher Education/Higher Education Administration	7 - Master's degree	1	Men	0	0	0	0	1	0	4	0	0	5	
			Women	7	0	0	1	1	0	9	0	2	20	
			Total	7	0	0	1	2	0	13	0	2	25	No
13.0406 Higher Education/Higher Education Administration	8 - Post-Master's certificates	1	Men	0	0	0	0	0	0	0	0	0	0	
			Women	0	0	0	0	0	0	0	0	0	0	
			Total	0	0	0	0	0	0	0	0	0	0	0
13.0407 Community College Education	6 - Postbaccalaureate certificates	1	Men	0	0	0	0	0	0	0	0	0	0	
			Women	0	0	0	0	0	0	0	0	0	0	
			Total	0	0	0	0	0	0	0	0	0	0	0
13.0407 Community College Education	8 - Post-Master's certificates	1	Men	0	0	0	0	0	0	0	0	0	0	
			Women	0	0	0	0	0	0	0	0	0	0	
			Total	0	0	0	0	0	0	0	0	0	0	0
13.0411 Superintendency and Educational System Administration	7 - Master's degree	1	Men	0	0	0	0	0	0	0	0	0	0	
			Women	0	0	0	0	0	0	0	0	0	0	
			Total	0	0	0	0	0	0	0	0	0	0	0
13.0501 Educational/Instructional Technology	6 - Postbaccalaureate certificates	1	Men	0	0	0	0	0	0	0	0	0	0	
			Women	0	0	0	0	2	0	1	0	0	3	
			Total	0	0	0	0	2	0	1	0	0	3	No
13.0501 Educational/Instructional Technology	7 - Master's degree	1	Men	0	1	0	0	0	0	6	0	0	7	
			Women	0	0	0	0	2	0	14	0	0	16	
			Total	0	1	0	0	2	0	20	0	0	23	No
13.0501 Educational/Instructional Technology	8 - Post-Master's certificates	1	Men	0	0	0	0	0	0	0	0	0	0	
			Women	0	0	0	0	0	0	0	0	0	0	
			Total	0	0	0	0	0	0	0	0	0	0	0
13.0604 Educational Assessment, Testing, and Measurement	7 - Master's degree	1	Men	0	0	0	0	0	0	0	0	0	0	
			Women	0	0	0	0	0	0	0	0	0	0	
			Total	0	0	0	0	0	0	0	0	0	0	0
13.0699 Educational Assessment, Evaluation, and Research, Other	6 - Postbaccalaureate certificates	1	Men	0	0	0	0	0	0	0	0	0	0	
			Women	0	0	0	0	0	0	1	1	0	2	
			Total	0	0	0	0	0	0	0	1	1	0	2

CIPCODE	Award Level	Major	Gender	Non Resident Alien	Hispanic / Latino	American Indian or Alaska Native	Asian	Black or African American	Native Hawaiian or Other Pacific Islander	White	Two or more Races	Race/ ethnicity unknown	Total	distance education program
13.0699 Educational Assessment, Evaluation, and Research, Other	7 - Master's degree	1	Men	0	0	0	0	0	0	0	0	1	1	
			Women	0	0	0	0	0	0	3	0	0	3	
			Total	0	0	0	0	0	0	3	0	1	4	Yes
13.0901 Social and Philosophical Foundations of Education	7 - Master's degree	1	Men	0	0	0	0	0	0	1	0	0	1	
			Women	4	0	0	0	1	0	1	0	0	6	
			Total	4	0	0	0	1	0	2	0	0	7	No
13.1001 Special Education and Teaching, General	5 - Bachelor's degree	1	Men	0	1	0	0	0	0	8	0	0	9	
			Women	0	0	0	0	2	0	22	0	4	28	
			Total	0	1	0	0	2	0	30	0	4	37	No
13.1001 Special Education and Teaching, General	7 - Master's degree	1	Men	8	0	0	0	0	0	4	0	0	12	
			Women	5	0	0	0	2	0	18	0	1	26	
			Total	13	0	0	0	2	0	22	0	1	38	No
13.1001 Special Education and Teaching, General	5 - Bachelor's degree	2	Men	0	0	0	0	0	0	0	0	0	0	
			Women	0	0	0	0	0	0	0	0	0	0	
			Total	0	0	0	0	0	0	0	0	0	0	No
13.1015 Education/Teaching of Individuals in Early Childhood Special Education Programs	5 - Bachelor's degree	1	Men	0	0	0	0	0	0	0	0	0	0	
			Women	0	1	0	0	0	0	18	0	0	19	
			Total	0	1	0	0	0	0	18	0	0	19	No
13.1015 Education/Teaching of Individuals in Early Childhood Special Education Programs	7 - Master's degree	1	Men	0	0	0	0	0	0	0	0	0	0	
			Women	0	0	0	0	0	0	0	0	0	0	
			Total	0	0	0	0	0	0	0	0	0	0	No
13.1015 Education/Teaching of Individuals in Early Childhood Special Education Programs	5 - Bachelor's degree	2	Men	0	0	0	0	0	0	0	0	0	0	
			Women	0	0	0	0	0	0	0	0	0	0	
			Total	0	0	0	0	0	0	0	0	0	0	No
13.1101 Counselor Education/School Counseling and Guidance Services	7 - Master's degree	1	Men	0	0	0	0	0	0	6	1	0	7	
			Women	0	0	0	0	4	0	26	1	1	32	
			Total	0	0	0	0	4	0	32	2	1	39	No
13.1101 Counselor Education/School Counseling and Guidance Services	8 - Post-Master's certificates	1	Men	0	0	0	0	0	0	0	0	0	0	
			Women	0	0	0	0	0	0	0	0	0	0	
			Total	0	0	0	0	0	0	0	0	0	0	No
13.1101 Counselor Education/School Counseling and Guidance Services	17 - Doctor's degree - research / scholarship	1	Men	0	0	0	0	0	0	2	0	0	2	
			Women	0	0	0	0	1	0	2	0	0	3	
			Total	0	0	0	0	1	0	4	0	0	5	No
13.1202 Elementary Education and Teaching	7 - Master's degree	1	Men	0	0	0	0	0	0	0	0	0	0	
			Women	2	1	0	1	1	0	2	0	0	7	
			Total	2	1	0	1	1	0	2	0	0	7	No
13.1202 Elementary Education and Teaching	17 - Doctor's degree - research / scholarship	1	Men	0	0	0	0	0	0	1	0	0	1	
			Women	0	0	0	0	0	0	2	0	0	2	
			Total	0	0	0	0	0	0	3	0	0	3	No
13.1203 Junior High/Intermediate/Middle School Education and Teaching	5 - Bachelor's degree	1	Men	0	1	0	0	0	0	16	0	0	17	
			Women	0	1	0	0	2	0	26	1	0	30	
			Total	0	2	0	0	2	0	42	1	0	47	No

CIPCODE	Award Level	Major	Gender	Non Resident Alien	Hispanic / Latino	American Indian or Alaska Native	Asian	Black or African American	Native Hawaiian or Other Pacific Islander	White	Two or more Races	Race/ ethnicity unknown	Total	distance education program
Family and Consumer Sciences/Home Economics Teacher Education			Total	0	0	0	0	0	0	0	0	0	0	No
13.1311 Mathematics Teacher Education	5 - Bachelor's degree	1	Men	0	0	0	0	1	0	12	0	0	13	
			Women	0	0	0	0	0	0	6	0	0	6	
			Total	0	0	0	0	1	0	18	0	0	19	No
13.1311 Mathematics Teacher Education	7 - Master's degree	1	Men	1	0	0	0	0	0	1	0	0	2	
			Women	0	0	0	0	0	0	0	0	0	0	
			Total	1	0	0	0	0	0	1	0	0	2	No
13.1311 Mathematics Teacher Education	5 - Bachelor's degree	2	Men	0	0	0	0	0	0	0	0	0	0	
			Women	0	0	0	0	0	0	0	0	0	0	
			Total	0	0	0	0	0	0	0	0	0	0	No
13.1312 Music Teacher Education	5 - Bachelor's degree	1	Men	0	0	0	0	0	0	3	0	0	3	
			Women	0	0	0	0	0	0	7	0	0	7	
			Total	0	0	0	0	0	0	10	0	0	10	No
13.1312 Music Teacher Education	7 - Master's degree	1	Men	0	0	0	0	0	0	0	0	0	0	
			Women	1	0	0	0	0	0	2	0	0	3	
			Total	1	0	0	0	0	0	2	0	0	3	No
13.1312 Music Teacher Education	5 - Bachelor's degree	2	Men	0	0	0	0	0	0	0	0	0	0	
			Women	0	0	0	0	0	0	0	0	0	0	
			Total	0	0	0	0	0	0	0	0	0	0	No
13.1314 Physical Education Teaching and Coaching	1 - Awards of less than 1 academic year	1	Men	0	0	0	0	1	0	1	0	0	2	
			Women	0	0	0	0	0	0	0	0	0	0	
			Total	0	0	0	0	1	0	1	0	0	2	No
13.1314 Physical Education Teaching and Coaching	5 - Bachelor's degree	1	Men	0	0	0	0	5	0	14	1	0	20	
			Women	0	1	0	0	1	0	8	1	0	11	
			Total	0	1	0	0	6	0	22	2	0	31	No
13.1314 Physical Education Teaching and Coaching	7 - Master's degree	1	Men	1	1	0	0	10	0	29	0	2	43	
			Women	0	0	0	0	0	0	7	0	0	7	
			Total	1	1	0	0	10	0	36	0	2	50	Yes
13.1314 Physical Education Teaching and Coaching	5 - Bachelor's degree	2	Men	0	0	0	0	0	0	0	0	0	0	
			Women	0	0	0	0	0	0	0	0	0	0	
			Total	0	0	0	0	0	0	0	0	0	0	No
13.1315 Reading Teacher Education	7 - Master's degree	1	Men	0	0	0	0	0	0	1	0	0	1	
			Women	0	0	0	0	0	0	24	0	1	25	
			Total	0	0	0	0	0	0	25	0	1	26	No
13.1315 Reading Teacher Education	8 - Post-Master's certificates	1	Men	0	0	0	0	0	0	0	0	0	0	
			Women	0	0	0	0	0	0	0	0	0	0	
			Total	0	0	0	0	0	0	0	0	0	0	No
13.1316 Science Teacher Education/General Science Teacher Education	5 - Bachelor's degree	1	Men	0	0	0	0	0	0	6	0	0	6	
			Women	0	0	0	0	0	0	1	0	0	1	
			Total	0	0	0	0	0	0	7	0	0	7	No
13.1316 Science Teacher Education/General Science Teacher Education	7 - Master's degree	1	Men	0	0	0	0	0	0	1	0	0	1	
			Women	0	0	0	0	0	0	2	0	0	2	
			Total	0	0	0	0	0	0	3	0	0	3	No

CIPCODE	Award Level	Major	Gender	Non Resident Alien	Hispanic / Latino	American Indian or Alaska Native	Asian	Black or African American	Native Hawaiian or Other Pacific Islander	White	Two or more Races	Race/ ethnicity unknown	Total	distance education program
13.1316 Science Teacher Education/General Science Teacher Education	5 - Bachelor's degree	2	Men	0	0	0	0	0	0	0	0	0	0	
			Women	0	0	0	0	0	0	0	0	0	0	
			Total	0	0	0	0	0	0	0	0	0	0	No
13.1318 Social Studies Teacher Education	5 - Bachelor's degree	1	Men	0	1	0	0	1	0	12	0	0	14	
			Women	0	0	0	0	0	0	6	0	2	8	
			Total	0	1	0	0	1	0	18	0	2	22	No
13.1318 Social Studies Teacher Education	7 - Master's degree	1	Men	0	0	0	0	0	0	2	0	0	2	
			Women	0	0	0	0	0	0	1	1	0	2	
			Total	0	0	0	0	0	0	3	1	0	4	No
13.1318 Social Studies Teacher Education	5 - Bachelor's degree	2	Men	0	0	0	0	0	0	0	0	0	0	
			Women	0	0	0	0	0	0	0	0	0	0	
			Total	0	0	0	0	0	0	0	0	0	0	No
13.1319 Technical Teacher Education	5 - Bachelor's degree	1	Men	0	0	0	0	0	0	2	0	0	2	
			Women	0	0	0	0	3	0	2	0	0	5	
			Total	0	0	0	0	3	0	4	0	0	7	No
13.1319 Technical Teacher Education	6 - Postbaccalaureate certificates	1	Men	0	0	0	0	0	0	0	0	0	0	
			Women	0	0	0	0	0	0	1	0	0	1	
			Total	0	0	0	0	0	0	1	0	0	1	No
13.1319 Technical Teacher Education	7 - Master's degree	1	Men	0	0	0	0	0	0	1	0	0	1	
			Women	0	0	0	0	0	0	4	0	0	4	
			Total	0	0	0	0	0	0	5	0	0	5	No
13.1319 Technical Teacher Education	8 - Post-Master's certificates	1	Men	0	0	0	0	0	0	0	0	0	0	
			Women	0	0	0	0	0	0	0	0	0	0	
			Total	0	0	0	0	0	0	0	0	0	0	Yes
13.1324 Drama and Dance Teacher Education	5 - Bachelor's degree	1	Men	0	0	0	0	0	0	0	0	0	0	
			Women	0	0	0	0	0	0	0	0	0	0	
			Total	0	0	0	0	0	0	0	0	0	0	No
13.1324 Drama and Dance Teacher Education	7 - Master's degree	1	Men	0	0	0	0	0	0	0	0	0	0	
			Women	0	0	0	0	0	0	0	0	0	0	
			Total	0	0	0	0	0	0	0	0	0	0	No
13.1324 Drama and Dance Teacher Education	5 - Bachelor's degree	2	Men	0	0	0	0	0	0	0	0	0	0	
			Women	0	0	0	0	0	0	0	0	0	0	
			Total	0	0	0	0	0	0	0	0	0	0	No
13.1325 French Language Teacher Education	5 - Bachelor's degree	1	Men	0	0	0	0	0	0	0	0	0	0	
			Women	0	0	0	0	0	0	0	0	0	0	
			Total	0	0	0	0	0	0	0	0	0	0	No
13.1325 French Language Teacher Education	7 - Master's degree	1	Men	0	0	0	0	0	0	0	0	0	0	
			Women	0	0	0	0	0	0	0	0	0	0	
			Total	0	0	0	0	0	0	0	0	0	0	No
13.1325 French Language Teacher Education	5 - Bachelor's degree	2	Men	0	0	0	0	0	0	0	0	0	0	
			Women	0	0	0	0	0	0	0	0	0	0	
			Total	0	0	0	0	0	0	0	0	0	0	No
13.1330 Spanish Language Teacher Education	5 - Bachelor's degree	1	Men	0	0	0	0	0	0	0	0	0	0	
			Women	0	1	0	0	0	0	6	0	0	7	
			Total	0	1	0	0	0	0	6	0	0	7	No

CIPCODE	Award Level	Major	Gender	Non Resident Alien	Hispanic / Latino	American Indian or Alaska Native	Asian	Black or African American	Native Hawaiian or Other Pacific Islander	White	Two or more Races	Race/ ethnicity unknown	Total	distance education program
13.1330 Spanish Language Teacher Education	7 - Master's degree	1	Men	0	0	0	0	0	0	1	0	0	1	
			Women	0	0	0	0	0	0	1	0	0	1	
			Total	0	0	0	0	0	0	2	0	0	2	No
13.1330 Spanish Language Teacher Education	5 - Bachelor's degree	2	Men	0	0	0	0	0	0	0	0	0	0	
			Women	0	0	0	0	0	0	0	0	0	0	
			Total	0	0	0	0	0	0	0	0	0	0	No
13.1401 Teaching English as a Second or Foreign Language/ESL Language Instructor	1 - Awards of less than 1 academic year	1	Men	0	0	0	0	0	0	1	0	0	1	
			Women	0	0	0	0	0	0	3	0	0	3	
			Total	0	0	0	0	0	0	4	0	0	4	No
13.1401 Teaching English as a Second or Foreign Language/ESL Language Instructor	6 - Postbaccalaureate certificates	1	Men	1	0	0	0	0	0	1	0	0	2	
			Women	0	0	0	0	0	0	1	0	1	2	
			Total	1	0	0	0	0	0	2	0	1	4	No
13.1401 Teaching English as a Second or Foreign Language/ESL Language Instructor	8 - Post-Master's certificates	1	Men	0	0	0	0	0	0	0	0	0	0	
			Women	0	0	0	0	0	0	0	0	0	0	
			Total	0	0	0	0	0	0	0	0	0	0	No
13.9999 Education, Other	1 - Awards of less than 1 academic year	1	Men	0	0	0	0	0	0	0	0	0	0	
			Women	0	0	0	0	0	0	0	0	0	0	
			Total	0	0	0	0	0	0	0	0	0	0	No
13.9999 Education, Other	3 - Associate's degree	1	Men	0	0	0	0	0	0	0	0	0	0	
			Women	0	0	0	1	3	0	8	0	0	12	
			Total	0	0	0	1	3	0	8	0	0	12	No
13.9999 Education, Other	3 - Associate's degree	2	Men	0	0	0	0	0	0	0	0	0	0	
			Women	0	0	0	0	0	0	0	0	0	0	
			Total	0	0	0	0	0	0	0	0	0	0	No
14.0101 Engineering, General	5 - Bachelor's degree	1	Men	2	1	0	0	0	0	2	0	0	5	
			Women	0	0	0	0	0	0	0	0	0	0	
			Total	2	1	0	0	0	0	2	0	0	5	No
14.0101 Engineering, General	7 - Master's degree	1	Men	0	0	0	0	0	0	0	0	0	0	
			Women	0	0	0	0	0	0	1	0	0	1	
			Total	0	0	0	0	0	0	1	0	0	1	No
14.0101 Engineering, General	17 - Doctor's degree - research / scholarship	1	Men	0	0	0	0	0	0	0	0	0	0	
			Women	0	0	0	0	0	0	0	0	0	0	
			Total	0	0	0	0	0	0	0	0	0	0	No
14.0101 Engineering, General	5 - Bachelor's degree	2	Men	0	0	0	0	0	0	0	0	0	0	
			Women	0	0	0	0	0	0	0	0	0	0	
			Total	0	0	0	0	0	0	0	0	0	0	No
14.0201 Aerospace, Aeronautical and Astronautical/Space Engineering	5 - Bachelor's degree	1	Men	0	0	0	0	0	0	2	0	0	2	
			Women	0	0	0	0	0	0	1	0	0	1	
			Total	0	0	0	0	0	0	3	0	0	3	No
14.0501 Bioengineering and Biomedical Engineering	5 - Bachelor's degree	1	Men	1	0	0	0	0	0	33	0	0	34	
			Women	1	0	0	1	1	0	21	2	1	27	
			Total	2	0	0	1	1	0	54	2	1	61	No
14.0501	7 - Master's degree	1	Men	0	0	0	0	0	0	2	0	1	3	
			Women	0	0	0	0	0	0	3	0	0	3	

CIPCODE	Award Level	Major	Gender	Non Resident Alien	Hispanic / Latino	American Indian or Alaska Native	Asian	Black or African American	Native Hawaiian or Other Pacific Islander	White	Two or more Races	Race/ ethnicity unknown	Total	distance education program	
Bioengineering and Biomedical Engineering			Total	0	0	0	0	0	0	5	0	1	6	No	
14.0501 Bioengineering and Biomedical Engineering	17 - Doctor's degree - research / scholarship	1	Men	0	0	0	0	0	0	0	0	0	0		
			Women	0	0	0	0	0	0	0	0	0	0	0	
			Total	0	0	0	0	0	0	0	0	0	0	0	No
14.0501 Bioengineering and Biomedical Engineering	5 - Bachelor's degree	2	Men	0	0	0	0	0	0	0	0	0	0		
			Women	0	0	0	0	0	0	0	0	0	0	0	
			Total	0	0	0	0	0	0	0	0	0	0	0	No
14.0701 Chemical Engineering	1 - Awards of less than 1 academic year	1	Men	1	0	0	1	1	0	19	0	1	23		
			Women	0	0	0	0	0	0	10	0	0	10		
			Total	1	0	0	1	1	0	29	0	1	33	No	
14.0701 Chemical Engineering	5 - Bachelor's degree	1	Men	1	0	0	2	1	0	34	0	1	39		
			Women	0	0	0	0	1	0	15	0	0	16		
			Total	1	0	0	2	2	0	49	0	1	55	No	
14.0701 Chemical Engineering	7 - Master's degree	1	Men	1	0	0	0	0	0	0	0	2	3		
			Women	4	0	0	0	0	0	0	0	0	0	4	
			Total	5	0	0	0	0	0	0	0	0	2	7	No
14.0701 Chemical Engineering	17 - Doctor's degree - research / scholarship	1	Men	9	0	0	0	0	0	2	0	0	11		
			Women	3	0	0	0	0	0	1	0	0	4		
			Total	12	0	0	0	0	0	3	0	0	15	No	
14.0701 Chemical Engineering	5 - Bachelor's degree	2	Men	0	0	0	0	0	0	0	0	0	0		
			Women	0	0	0	0	0	0	0	0	0	0	0	
			Total	0	0	0	0	0	0	0	0	0	0	0	No
14.0801 Civil Engineering, General	5 - Bachelor's degree	1	Men	2	0	0	2	0	0	35	0	0	39		
			Women	0	1	0	0	1	0	6	0	0	8		
			Total	2	1	0	2	1	0	41	0	0	47	No	
14.0801 Civil Engineering, General	7 - Master's degree	1	Men	6	0	0	0	0	0	5	0	0	11		
			Women	1	1	0	0	0	0	3	0	0	5		
			Total	7	1	0	0	0	0	8	0	0	16	No	
14.0801 Civil Engineering, General	17 - Doctor's degree - research / scholarship	1	Men	8	0	0	2	1	0	2	0	0	13		
			Women	2	0	0	0	0	0	0	0	0	2		
			Total	10	0	0	2	1	0	2	0	0	15	No	
14.0801 Civil Engineering, General	5 - Bachelor's degree	2	Men	0	0	0	0	0	0	0	0	0	0		
			Women	0	0	0	0	0	0	0	0	0	0	0	
			Total	0	0	0	0	0	0	0	0	0	0	0	No
14.0802 Geotechnical and Geoenvironmental Engineering	8 - Post-Master's certificates	1	Men	0	0	0	0	0	0	0	0	0	0		
			Women	0	0	0	0	0	0	0	0	0	0	0	
			Total	0	0	0	0	0	0	0	0	0	0	0	No
14.0803 Structural Engineering	8 - Post-Master's certificates	1	Men	0	0	0	0	0	0	0	0	0	0		
			Women	0	0	0	0	0	0	0	0	0	0	0	
			Total	0	0	0	0	0	0	0	0	0	0	0	No
14.0804 Transportation and Highway Engineering	8 - Post-Master's certificates	1	Men	0	0	0	0	0	0	0	0	0	0		
			Women	0	0	0	0	0	0	0	0	0	0	0	
			Total	0	0	0	0	0	0	0	0	0	0	0	No
14.0901 Computer Engineering, General	5 - Bachelor's degree	1	Men	0	0	0	0	1	0	24	0	1	26		
			Women	0	0	0	1	0	0	2	0	0	3		

CIPCODE	Award Level	Major	Gender	Non Resident Alien	Hispanic / Latino	American Indian or Alaska Native	Asian	Black or African American	Native Hawaiian or Other Pacific Islander	White	Two or more Races	Race/ ethnicity unknown	Total	distance education program	
14.0901 Computer Engineering, General	17 - Doctor's degree - research / scholarship	1	Total	0	0	0	1	1	0	26	0	1	29	No	
			Men	0	0	0	0	0	0	0	0	0	0		
			Women	0	0	0	0	0	0	0	0	0	0	0	
14.0901 Computer Engineering, General	5 - Bachelor's degree	2	Total	0	0	0	0	0	0	0	0	0	0	No	
			Men	0	0	0	0	0	0	0	0	0	0	0	
			Women	0	0	0	0	0	0	0	0	0	0	0	
14.1001 Electrical and Electronics Engineerin	5 - Bachelor's degree	1	Men	3	0	0	3	1	1	33	0	1	42		
			Women	0	0	0	0	0	0	2	0	0	2		
			Total	3	0	0	3	1	1	35	0	1	44	No	
14.1001 Electrical and Electronics Engineerin	7 - Master's degree	1	Men	12	0	0	1	0	0	1	0	0	14		
			Women	2	0	0	0	0	0	0	0	0	2		
			Total	14	0	0	1	0	0	1	0	0	16	No	
14.1001 Electrical and Electronics Engineerin	17 - Doctor's degree - research / scholarship	1	Men	4	0	0	0	0	0	0	0	0	4		
			Women	0	0	0	0	0	0	0	0	0	0		
			Total	4	0	0	0	0	0	0	0	0	0	4	No
14.1001 Electrical and Electronics Engineerin	5 - Bachelor's degree	2	Men	0	0	0	0	0	0	0	0	0	0		
			Women	0	0	0	0	0	0	0	0	0	0	0	
			Total	0	0	0	0	0	0	0	0	0	0	0	No
14.1401 Environmental/Environmental Health Engineering	8 - Post-Master's certificates	1	Men	0	0	0	0	0	0	0	0	0	0		
			Women	0	0	0	0	0	0	0	0	0	0	0	
			Total	0	0	0	0	0	0	0	0	0	0	0	No
14.1901 Mechanical Engineering	5 - Bachelor's degree	1	Men	4	2	0	1	2	0	103	2	2	116		
			Women	1	1	0	0	0	0	7	0	0	9		
			Total	5	3	0	1	2	0	110	2	2	125	No	
14.1901 Mechanical Engineering	7 - Master's degree	1	Men	9	0	0	0	0	0	7	0	0	16		
			Women	1	0	0	0	0	0	0	0	0	1		
			Total	10	0	0	0	0	0	7	0	0	17	No	
14.1901 Mechanical Engineering	8 - Post-Master's certificates	1	Men	0	0	0	0	0	0	0	0	0	0		
			Women	0	0	0	0	0	0	0	0	0	0	0	
			Total	0	0	0	0	0	0	0	0	0	0	0	No
14.1901 Mechanical Engineering	17 - Doctor's degree - research / scholarship	1	Men	4	0	0	0	0	0	5	0	0	9		
			Women	1	0	0	0	0	0	0	0	0	1		
			Total	5	0	0	0	0	0	5	0	0	10	No	
14.1901 Mechanical Engineering	5 - Bachelor's degree	2	Men	0	0	0	0	0	0	0	0	0	0		
			Women	0	0	0	0	0	0	0	0	0	0	0	
			Total	0	0	0	0	0	0	0	0	0	0	0	No
14.3201 Polymer/Plastics Engineering	1 - Awards of less than 1 academic year	1	Men	0	0	0	0	0	0	0	0	0	0		
			Women	0	0	0	0	0	0	0	0	0	0	0	
			Total	0	0	0	0	0	0	0	0	0	0	0	No
14.3201 Polymer/Plastics Engineering	5 - Bachelor's degree	1	Men	0	0	0	1	0	0	0	0	0	1		
			Women	0	0	0	0	0	0	2	0	0	2		
			Total	0	0	0	1	0	0	2	0	0	3	No	
14.3201 Polymer/Plastics Engineering	7 - Master's degree	1	Men	12	0	0	0	0	0	2	0	0	14		
			Women	7	0	0	0	0	0	0	0	0	7		
			Total	19	0	0	0	0	0	2	0	0	21	No	

CIPCODE	Award Level	Major	Gender	Non Resident Alien	Hispanic / Latino	American Indian or Alaska Native	Asian	Black or African American	Native Hawaiian or Other Pacific Islander	White	Two or more Races	Race/ ethnicity unknown	Total	distance education program
14.3201 Polymer/Plastics Engineering	8 - Post-Master's certificates	1	Men	0	0	0	0	0	0	0	0	0	0	
			Women	0	0	0	0	0	0	0	0	0	0	
			Total	0	0	0	0	0	0	0	0	0	0	No
14.3201 Polymer/Plastics Engineering	17 - Doctor's degree - research / scholarship	1	Men	8	0	0	0	0	0	2	0	0	10	
			Women	2	0	0	0	0	0	1	0	0	3	
			Total	10	0	0	0	0	0	3	0	0	13	No
14.3201 Polymer/Plastics Engineering	5 - Bachelor's degree	2	Men	0	0	0	0	0	0	0	0	0	0	
			Women	0	0	0	0	0	0	0	0	0	0	
			Total	0	0	0	0	0	0	0	0	0	0	No
15.0303 Electrical, Electronic and Communications Engineering Technology/Technician	1 - Awards of less than 1 academic year	1	Men	0	0	0	0	0	0	1	0	0	1	
			Women	0	0	0	0	0	0	0	0	0	0	
			Total	0	0	0	0	0	0	1	0	0	1	No
15.0303 Electrical, Electronic and Communications Engineering Technology/Technician	3 - Associate's degree	1	Men	1	1	0	2	1	0	15	0	0	20	
			Women	0	0	0	0	0	0	0	0	0	0	
			Total	1	1	0	2	1	0	15	0	0	20	No
15.0303 Electrical, Electronic and Communications Engineering Technology/Technician	5 - Bachelor's degree	1	Men	0	2	0	1	0	0	11	1	0	15	
			Women	0	0	0	0	0	0	0	0	0	0	
			Total	0	2	0	1	0	0	11	1	0	15	No
15.0303 Electrical, Electronic and Communications Engineering Technology/Technician	5 - Bachelor's degree	2	Men	0	0	0	0	0	0	0	0	0	0	
			Women	0	0	0	0	0	0	0	0	0	0	
			Total	0	0	0	0	0	0	0	0	0	0	No
15.0613 Manufacturing Engineering Technology/Technician	3 - Associate's degree	1	Men	0	0	0	1	0	0	8	0	0	9	
			Women	0	0	0	0	0	0	1	0	0	1	
			Total	0	0	0	1	0	0	9	0	0	10	No
15.0613 Manufacturing Engineering Technology/Technician	5 - Bachelor's degree	1	Men	1	0	0	0	0	0	7	0	0	8	
			Women	0	0	0	0	0	0	1	0	0	1	
			Total	1	0	0	0	0	0	8	0	0	9	No
15.0613 Manufacturing Engineering Technology/Technician	5 - Bachelor's degree	2	Men	0	0	0	0	0	0	0	0	0	0	
			Women	0	0	0	0	0	0	0	0	0	0	
			Total	0	0	0	0	0	0	0	0	0	0	No
15.0615 Chemical Engineering Technology/Technician	1 - Awards of less than 1 academic year	1	Men	0	0	0	0	0	0	1	0	0	1	
			Women	0	0	0	0	0	0	1	0	0	1	
			Total	0	0	0	0	0	0	2	0	0	2	No
15.0702 Quality Control Technology/Technician	1 - Awards of less than 1 academic year	1	Men	0	0	0	0	0	0	0	0	0	0	
			Women	0	0	0	0	0	0	0	0	0	0	
			Total	0	0	0	0	0	0	0	0	0	0	No
15.0805 Mechanical Engineering/Mechanical Technology/Technician	3 - Associate's degree	1	Men	1	1	0	0	1	0	31	0	3	37	
			Women	0	1	0	0	0	0	1	0	0	2	
			Total	1	2	0	0	1	0	32	0	3	39	No
15.0805 Mechanical Engineering/Mechanical Technology/Technician	5 - Bachelor's degree	1	Men	0	0	0	1	1	0	44	0	2	48	
			Women	0	0	0	0	0	0	2	0	0	2	
			Total	0	0	0	1	1	0	46	0	2	50	No

CIPCODE	Award Level	Major	Gender	Non Resident Alien	Hispanic / Latino	American Indian or Alaska Native	Asian	Black or African American	Native Hawaiian or Other Pacific Islander	White	Two or more Races	Race/ ethnicity unknown	Total	distance education program	
15.1001 Construction Engineering Technology/Technician	1 - Awards of less than 1 academic year	1	Men	0	1	0	0	0	0	6	0	0	7		
			Women	0	0	0	0	0	0	0	0	0	0		
			Total	0	1	0	0	0	0	6	0	0	0	7	No
15.1001 Construction Engineering Technology/Technician	3 - Associate's degree	1	Men	0	0	1	0	1	0	25	0	0	27		
			Women	0	0	0	0	0	4	0	0	0	4		
			Total	0	0	1	0	1	0	29	0	0	0	31	No
15.1001 Construction Engineering Technology/Technician	5 - Bachelor's degree	1	Men	0	2	0	0	1	0	22	0	1	26		
			Women	0	0	0	0	0	1	0	1	0	1		
			Total	0	2	0	0	1	0	23	0	1	0	27	No
15.1001 Construction Engineering Technology/Technician	5 - Bachelor's degree	2	Men	0	0	0	0	0	0	0	0	0	0		
			Women	0	0	0	0	0	0	0	0	0	0	0	
			Total	0	0	0	0	0	0	0	0	0	0	0	No
15.1102 Surveying Technology/Surveying	1 - Awards of less than 1 academic year	1	Men	0	0	0	0	0	0	4	0	0	4		
			Women	0	0	0	0	0	0	2	0	0	0	2	
			Total	0	0	0	0	0	0	6	0	0	0	6	No
15.1102 Surveying Technology/Surveying	3 - Associate's degree	1	Men	0	0	0	0	0	0	6	0	0	6		
			Women	0	0	0	0	0	0	0	0	0	0	0	
			Total	0	0	0	0	0	0	6	0	0	0	6	No
15.1102 Surveying Technology/Surveying	5 - Bachelor's degree	1	Men	0	0	0	0	0	0	9	0	0	9		
			Women	0	0	0	0	0	1	0	0	0	1		
			Total	0	0	0	0	0	0	10	0	0	0	10	No
15.1102 Surveying Technology/Surveying	5 - Bachelor's degree	2	Men	0	0	0	0	0	0	0	0	0	0		
			Women	0	0	0	0	0	0	0	0	0	0	0	
			Total	0	0	0	0	0	0	0	0	0	0	0	No
15.1301 Drafting and Design Technology/Technician, General	3 - Associate's degree	1	Men	0	0	0	0	0	0	4	0	1	5		
			Women	0	0	0	0	1	0	1	0	0	0	2	
			Total	0	0	0	0	1	0	5	0	1	0	7	No
16.0102 Linguistics	1 - Awards of less than 1 academic year	1	Men	0	0	0	0	0	0	1	0	0	1		
			Women	0	0	0	0	0	0	1	0	0	0	1	
			Total	0	0	0	0	0	0	2	0	0	0	2	No
16.0301 Chinese Language and Literature	5 - Bachelor's degree	1	Men	0	0	0	0	0	0	0	0	0	0		
			Women	0	0	0	0	0	0	0	0	0	0	0	
			Total	0	0	0	0	0	0	0	0	0	0	0	No
16.0301 Chinese Language and Literature	6 - Postbaccalaureate certificates	1	Men	0	0	0	0	0	0	0	0	0	0		
			Women	0	0	0	0	0	0	0	0	0	0	0	
			Total	0	0	0	0	0	0	0	0	0	0	0	No
16.0301 Chinese Language and Literature	8 - Post-Master's certificates	1	Men	0	0	0	0	0	0	0	0	0	0		
			Women	0	0	0	0	0	0	0	0	0	0	0	
			Total	0	0	0	0	0	0	0	0	0	0	0	No
16.0301 Chinese Language and Literature	5 - Bachelor's degree	2	Men	0	0	0	0	0	0	0	0	0	0		
			Women	0	0	0	0	0	0	0	0	0	0	0	
			Total	0	0	0	0	0	0	0	0	0	0	0	No
16.0901 French Language and Literature	1 - Awards of less than 1 academic year	1	Men	0	0	0	0	0	0	0	0	0	0		
			Women	0	0	0	0	0	0	0	0	0	0	0	
			Total	0	0	0	0	0	0	0	0	0	0	0	No
16.0901		1	Men	0	0	0	0	0	0	1	0	0	1		

CIPCODE	Award Level	Major	Gender	Non Resident Alien	Hispanic / Latino	American Indian or Alaska Native	Asian	Black or African American	Native Hawaiian or Other Pacific Islander	White	Two or more Races	Race/ ethnicity unknown	Total	distance education program
22.0302 Legal Assistant/Paralegal	3 - Associate's degree	1	Total	0	0	0	0	0	0	0	0	0	0	No
			Men	0	0	1	0	0	0	4	0	0	5	
			Women	0	0	0	1	0	0	0	5	0	0	6
22.0302 Legal Assistant/Paralegal	3 - Associate's degree	2	Total	0	0	1	1	0	0	9	0	0	11	No
			Men	0	0	0	0	0	0	0	0	0	0	
			Women	0	0	0	0	0	0	0	0	0	0	0
23.0101 English Language and Literature, General	5 - Bachelor's degree	1	Total	0	0	0	0	0	0	0	0	0	0	
			Men	0	0	0	0	2	0	10	0	0	12	
			Women	0	1	0	1	3	0	28	0	1	34	
23.0101 English Language and Literature, General	6 - Postbaccalaureate certificates	1	Total	0	1	0	1	5	0	38	0	1	46	No
			Men	0	0	0	0	0	0	0	0	0	0	
			Women	0	0	0	0	0	0	0	0	0	0	0
23.0101 English Language and Literature, General	7 - Master's degree	1	Total	0	0	0	0	0	0	0	0	0	0	No
			Men	1	0	0	0	0	0	1	0	0	2	
			Women	2	0	0	0	0	0	5	0	1	8	
23.0101 English Language and Literature, General	8 - Post-Master's certificates	1	Total	3	0	0	0	0	0	6	0	1	10	No
			Men	0	0	0	0	0	0	0	0	0	0	
			Women	0	0	0	0	0	0	0	0	0	0	0
23.0101 English Language and Literature, General	5 - Bachelor's degree	2	Total	0	0	0	0	0	0	0	0	0	0	No
			Men	0	0	0	0	0	0	1	0	0	1	
			Women	0	0	0	0	0	0	6	0	0	6	
23.1301 Writing, General	6 - Postbaccalaureate certificates	1	Total	0	0	0	0	0	0	7	0	0	7	No
			Men	0	0	0	0	0	0	0	0	0	0	
			Women	0	0	0	0	0	0	3	0	0	3	
23.1301 Writing, General	7 - Master's degree	1	Total	0	0	0	0	0	0	3	0	0	3	No
			Men	0	0	0	0	0	0	3	0	1	4	
			Women	0	0	0	0	0	0	4	0	0	4	
23.1301 Writing, General	8 - Post-Master's certificates	1	Total	0	0	0	0	0	0	7	0	1	8	No
			Men	0	0	0	0	0	0	0	0	0	0	
			Women	0	0	0	0	0	0	0	0	0	0	0
23.1302 Creative Writing	7 - Master's degree	1	Total	0	0	0	0	0	0	0	0	0	0	No
			Men	0	0	0	0	0	0	3	0	0	3	
			Women	0	0	0	0	0	0	3	0	0	3	
23.1303 Professional, Technical, Business, and Scientific Writing	1 - Awards of less than 1 academic year	1	Total	0	0	0	0	1	0	1	0	0	2	No
			Men	0	0	0	0	1	0	0	0	1		
			Women	0	0	0	0	0	0	1	0	0	1	
23.1303 Professional, Technical, Business, and Scientific Writing	8 - Post-Master's certificates	1	Total	0	0	0	0	0	0	0	0	0	0	No
			Men	0	0	0	0	0	0	0	0	0	0	
			Women	0	0	0	0	0	0	0	0	0	0	0
24.0101 Liberal Arts and Sciences/Liberal Studies	3 - Associate's degree	1	Total	0	3	0	7	65	1	116	4	4	200	No
			Men	0	0	0	3	22	0	48	1	1	78	
			Women	0	0	0	4	43	1	68	3	3	122	
24.0101 Liberal Arts and Sciences/Liberal Studies	5 - Bachelor's degree	1	Total	0	0	0	1	1	0	10	0	0	12	
			Men	0	0	0	0	1	0	6	0	0	7	
			Women	0	0	0	0	1	0	6	0	0	7	
24.0101 Liberal Arts and Sciences/Liberal Studies	5 - Bachelor's degree	1	Total	0	0	0	1	2	0	16	0	0	19	No
			Men	0	0	0	1	1	0	10	0	0	12	
			Women	0	0	0	0	1	0	6	0	0	7	

CIPCODE	Award Level	Major	Gender	Non Resident Alien	Hispanic / Latino	American Indian or Alaska Native	Asian	Black or African American	Native Hawaiian or Other Pacific Islander	White	Two or more Races	Race/ ethnicity unknown	Total	distance education program
26.0701 Zoology/Animal Biology	5 - Bachelor's degree	1	Men	0	0	0	0	0	0	0	0	0	0	
			Women	0	0	0	0	0	0	0	0	0	0	
			Total	0	0	0	0	0	0	0	0	0	0	No
26.1301 Ecology	5 - Bachelor's degree	1	Men	0	0	0	0	0	0	0	0	0	0	
			Women	0	0	0	0	0	0	0	0	0	0	
			Total	0	0	0	0	0	0	0	0	0	0	No
26.1301 Ecology	5 - Bachelor's degree	2	Men	0	0	0	0	0	0	0	0	0	0	
			Women	0	0	0	0	0	0	0	0	0	0	
			Total	0	0	0	0	0	0	0	0	0	0	No
27.0101 Mathematics, General	5 - Bachelor's degree	1	Men	0	0	0	0	0	0	4	0	0	4	
			Women	0	0	0	0	0	0	3	0	0	3	
			Total	0	0	0	0	0	0	7	0	0	7	No
27.0101 Mathematics, General	7 - Master's degree	1	Men	0	0	0	0	0	0	1	0	0	1	
			Women	0	0	0	0	0	0	3	0	0	3	
			Total	0	0	0	0	0	0	4	0	0	4	No
27.0101 Mathematics, General	5 - Bachelor's degree	2	Men	0	0	0	0	0	0	4	0	0	4	
			Women	0	0	0	0	0	0	0	0	0	0	
			Total	0	0	0	0	0	0	4	0	0	4	No
27.0301 Applied Mathematics, General	1 - Awards of less than 1 academic year	1	Men	0	1	0	0	0	1	16	0	0	18	
			Women	0	0	0	0	0	0	2	0	0	2	
			Total	0	1	0	0	0	1	18	0	0	20	No
27.0301 Applied Mathematics, General	5 - Bachelor's degree	1	Men	0	0	0	1	1	0	7	0	0	9	
			Women	0	0	0	0	0	0	1	0	0	1	
			Total	0	0	0	1	1	0	8	0	0	10	No
27.0301 Applied Mathematics, General	7 - Master's degree	1	Men	3	0	0	0	1	0	4	0	0	8	
			Women	0	0	0	0	0	0	1	2	0	3	
			Total	3	0	0	0	1	0	5	2	0	11	No
27.0301 Applied Mathematics, General	5 - Bachelor's degree	2	Men	0	0	0	0	0	0	6	0	0	6	
			Women	1	0	0	0	0	0	0	0	0	1	
			Total	1	0	0	0	0	0	6	0	0	7	No
27.0501 Statistics, General	5 - Bachelor's degree	1	Men	0	0	0	0	0	0	1	0	0	1	
			Women	1	0	0	0	0	0	1	0	0	2	
			Total	1	0	0	0	0	0	2	0	0	3	No
27.0501 Statistics, General	7 - Master's degree	1	Men	6	0	0	0	0	0	5	0	0	11	
			Women	1	0	0	2	0	0	3	0	0	6	
			Total	7	0	0	2	0	0	8	0	0	17	No
27.0501 Statistics, General	5 - Bachelor's degree	2	Men	0	0	0	0	0	0	1	0	0	1	
			Women	0	0	0	0	0	0	0	0	0	0	
			Total	0	0	0	0	0	0	1	0	0	1	No
30.0501 Peace Studies and Conflict Resolution	1 - Awards of less than 1 academic year	1	Men	0	0	0	0	0	0	0	0	0	0	
			Women	0	0	0	0	1	0	1	0	0	2	
			Total	0	0	0	0	1	0	1	0	0	2	No
30.0501 Peace Studies and Conflict Resolution	6 - Postbaccalaureate certificates	1	Men	0	0	0	0	0	0	0	0	0	0	
			Women	0	0	0	0	1	0	0	0	0	1	
			Total	0	0	0	0	1	0	0	0	0	1	No
30.0801		1	Men	1	2	0	2	0	0	27	1	0	33	

CIPCODE	Award Level	Major	Gender	Non Resident Alien	Hispanic / Latino	American Indian or Alaska Native	Asian	Black or African American	Native Hawaiian or Other Pacific Islander	White	Two or more Races	Race/ ethnicity unknown	Total	distance education program
Mathematics and Computer Science	5 - Bachelor's degree		Women	0	0	0	0	0	0	1	0	0	1	
			Total	1	2	0	2	0	0	28	1	0	34	No
30.0801 Mathematics and Computer Science	5 - Bachelor's degree	2	Men	0	0	0	0	0	0	2	0	0	2	
			Women	0	0	0	0	0	0	0	0	0	0	0
30.1101 Gerontology	1 - Awards of less than 1 academic year	1	Total	0	0	0	0	0	0	2	0	0	2	No
			Men	0	0	0	0	0	0	0	0	0	0	0
30.1101 Gerontology	6 - Postbaccalaureate certificates	1	Women	0	0	0	0	0	0	0	0	0	0	
			Total	0	0	0	0	0	0	1	0	0	1	No
30.1101 Gerontology	8 - Post-Master's certificates	1	Men	0	0	0	0	0	0	0	0	0	0	
			Women	0	0	0	0	0	0	0	0	0	0	0
30.9999 Multi-/Interdisciplinary Studies, Other	3 - Associate's degree	1	Total	0	0	0	0	0	0	0	0	0	0	No
			Men	0	0	0	0	1	0	3	0	0	4	
30.9999 Multi-/Interdisciplinary Studies, Other	5 - Bachelor's degree	1	Women	0	0	0	0	0	0	1	0	0	1	
			Total	0	0	0	0	1	0	4	0	0	5	No
30.9999 Multi-/Interdisciplinary Studies, Other	5 - Bachelor's degree	2	Men	0	0	0	0	0	0	0	0	0	0	
			Women	0	0	0	0	0	0	0	0	0	0	0
31.0504 Sport and Fitness Administration/Management	1 - Awards of less than 1 academic year	1	Total	0	0	0	0	0	0	0	0	0	0	No
			Men	0	0	0	0	0	0	0	0	0	0	0
31.0504 Sport and Fitness Administration/Management	5 - Bachelor's degree	1	Women	1	0	0	0	14	0	42	0	2	59	
			Total	1	1	0	0	17	0	56	0	3	78	No
31.0504 Sport and Fitness Administration/Management	7 - Master's degree	1	Men	1	0	0	0	5	0	5	0	0	11	
			Women	0	0	0	0	1	0	15	0	0	16	
31.0504 Sport and Fitness Administration/Management	5 - Bachelor's degree	2	Total	1	0	0	0	6	0	20	0	0	27	No
			Men	0	0	0	0	0	0	0	0	0	0	0
38.0101 Philosophy	5 - Bachelor's degree	1	Women	0	0	0	0	1	0	6	0	0	7	
			Total	0	0	0	0	2	0	12	0	0	14	No
38.0101 Philosophy	5 - Bachelor's degree	2	Men	0	0	0	0	0	0	0	0	0	0	
			Women	0	0	0	0	0	0	1	0	0	1	
40.0501 Chemistry, General	5 - Bachelor's degree	1	Total	0	0	0	0	0	0	1	0	0	1	No
			Men	0	0	0	0	1	0	6	0	0	7	
40.0501 Chemistry, General	7 - Master's degree	1	Women	0	1	0	0	0	0	4	0	0	5	
			Total	0	1	0	0	1	0	10	0	0	12	No
40.0501 Chemistry, General	7 - Master's degree	1	Men	8	0	0	0	1	0	6	0	1	16	
			Women	6	0	0	0	0	0	10	0	1	17	

CIPCODE	Award Level	Major	Gender	Non Resident Alien	Hispanic / Latino	American Indian or Alaska Native	Asian	Black or African American	Native Hawaiian or Other Pacific Islander	White	Two or more Races	Race/ ethnicity unknown	Total	distance education program
Criminal Justice/Safety Studies	7 - Master's degree		Women	0	0	0	0	0	0	0	0	0	0	
			Total	0	0	0	0	0	0	0	0	0	0	No
43.0104 Criminal Justice/Safety Studies	5 - Bachelor's degree	2	Men	0	0	0	0	0	0	1	0	0	1	
			Women	0	0	0	0	0	0	0	0	0	0	
			Total	0	0	0	0	0	0	1	0	0	1	No
43.0106 Forensic Science and Technology	1 - Awards of less than 1 academic year	1	Men	0	1	0	0	1	0	1	0	0	3	
			Women	0	0	0	0	0	0	0	0	0	0	
			Total	0	1	0	0	1	0	1	0	0	3	No
43.0107 Criminal Justice/Police Science	1 - Awards of less than 1 academic year	1	Men	0	0	0	0	1	0	2	0	1	4	
			Women	0	0	0	0	0	0	0	0	0	0	
			Total	0	0	0	0	1	0	2	0	1	4	No
43.0107 Criminal Justice/Police Science	3 - Associate's degree	1	Men	0	1	0	0	8	0	36	0	2	47	
			Women	0	1	0	0	8	0	9	0	3	21	
			Total	0	2	0	0	16	0	45	0	5	68	No
43.0201 Fire Prevention and Safety Technology/Technician	1 - Awards of less than 1 academic year	1	Men	0	0	0	0	0	0	0	0	0	0	
			Women	0	0	0	0	0	0	0	0	0	0	
			Total	0	0	0	0	0	0	0	0	0	0	No
43.0201 Fire Prevention and Safety Technology/Technician	3 - Associate's degree	1	Men	0	0	0	0	2	0	15	0	1	18	
			Women	0	0	0	0	0	0	0	0	0	0	
			Total	0	0	0	0	2	0	15	0	1	18	No
43.0299 Fire Protection, Other	1 - Awards of less than 1 academic year	1	Men	0	0	0	0	0	0	1	0	0	1	
			Women	0	0	0	0	0	0	1	0	0	1	
			Total	0	0	0	0	0	0	2	0	0	2	No
43.0299 Fire Protection, Other	3 - Associate's degree	1	Men	0	0	0	0	0	0	0	0	0	0	
			Women	0	0	0	0	0	0	0	0	0	0	
			Total	0	0	0	0	0	0	0	0	0	0	No
43.0299 Fire Protection, Other	5 - Bachelor's degree	1	Men	1	0	0	0	0	1	23	0	0	25	
			Women	0	1	0	0	1	0	9	0	0	11	
			Total	1	1	0	0	1	1	32	0	0	36	Yes
44.0201 Community Organization and Advocacy	1 - Awards of less than 1 academic year	1	Men	0	0	0	0	0	0	0	0	0	0	
			Women	0	0	0	0	0	0	0	0	0	0	
			Total	0	0	0	0	0	0	0	0	0	0	No
44.0201 Community Organization and Advocacy	3 - Associate's degree	1	Men	0	0	0	0	1	0	0	0	0	1	
			Women	0	1	0	0	7	0	3	0	0	11	
			Total	0	1	0	0	8	0	3	0	0	12	No
44.0401 Public Administration	6 - Postbaccalaureate certificates	1	Men	0	0	0	0	0	0	0	0	0	0	
			Women	0	0	0	0	1	0	1	0	0	2	
			Total	0	0	0	0	1	0	1	0	0	2	No
44.0401 Public Administration	7 - Master's degree	1	Men	4	0	1	0	5	0	5	0	0	15	
			Women	2	0	1	0	4	0	2	0	1	10	
			Total	6	0	2	0	9	0	7	0	1	25	Yes
44.0401 Public Administration	17 - Doctor's degree - research / scholarship	1	Men	1	0	0	0	0	0	0	0	0	1	
			Women	1	0	0	0	0	0	3	0	0	4	
			Total	2	0	0	0	0	0	3	0	0	5	No
44.0701 Social Work	5 - Bachelor's degree	1	Men	0	0	0	0	5	0	6	1	1	13	
			Women	0	3	0	0	13	0	64	0	5	85	

CIPCODE	Award Level	Major	Gender	Non Resident Alien	Hispanic / Latino	American Indian or Alaska Native	Asian	Black or African American	Native Hawaiian or Other Pacific Islander	White	Two or more Races	Race/ ethnicity unknown	Total	distance education program
44.0701 Social Work	7 - Master's degree	1	Total	0	3	0	0	18	0	70	1	6	98	Yes
			Men	0	1	0	0	2	0	2	0	0	5	
			Women	0	1	0	1	8	0	43	1	1	55	
			Total	0	2	0	1	10	0	45	1	1	60	No
44.0701 Social Work	5 - Bachelor's degree	2	Men	0	0	0	0	0	0	0	0	0	0	
			Women	0	0	0	0	0	0	0	0	0	0	
			Total	0	0	0	0	0	0	0	0	0	0	0
44.0799 Social Work, Other	1 - Awards of less than 1 academic year	1	Men	0	0	0	0	0	0	0	0	0	0	
			Women	0	0	0	0	0	0	0	0	0	0	
			Total	0	0	0	0	0	0	0	0	0	0	0
44.0799 Social Work, Other	3 - Associate's degree	1	Men	0	0	0	0	0	0	0	0	0	0	
			Women	0	1	0	0	0	0	1	0	0	2	
			Total	0	1	0	0	0	0	1	0	0	2	No
44.0799 Social Work, Other	3 - Associate's degree	2	Men	0	0	0	0	0	0	0	0	0	0	
			Women	0	0	0	0	0	0	0	0	0	0	
			Total	0	0	0	0	0	0	0	0	0	0	0
44.9999 Public Administration and Social Service Professions, Other	3 - Associate's degree	1	Men	0	0	0	0	0	0	0	0	0	0	
			Women	0	0	0	0	0	0	0	0	0	0	
			Total	0	0	0	0	0	0	0	0	0	0	0
44.9999 Public Administration and Social Service Professions, Other	3 - Associate's degree	2	Men	0	0	0	0	0	0	0	0	0	0	
			Women	0	0	0	0	0	0	0	0	0	0	
			Total	0	0	0	0	0	0	0	0	0	0	0
45.0101 Social Sciences, General	1 - Awards of less than 1 academic year	1	Men	0	0	0	0	0	0	0	0	0	0	
			Women	0	0	0	0	0	0	0	0	0	0	
			Total	0	0	0	0	0	0	0	0	0	0	0
45.0101 Social Sciences, General	5 - Bachelor's degree	1	Men	0	0	0	0	0	0	5	0	0	5	
			Women	0	0	0	0	0	0	0	0	0	0	
			Total	0	0	0	0	0	0	5	0	0	5	No
45.0101 Social Sciences, General	5 - Bachelor's degree	2	Men	0	0	0	0	0	0	0	0	0	0	
			Women	0	0	0	0	0	0	0	0	0	0	
			Total	0	0	0	0	0	0	0	0	0	0	0
45.0201 Anthropology	5 - Bachelor's degree	1	Men	0	0	0	0	3	0	3	0	0	6	
			Women	0	0	0	0	3	0	7	0	1	11	
			Total	0	0	0	0	6	0	10	0	1	17	No
45.0201 Anthropology	5 - Bachelor's degree	2	Men	0	0	0	0	0	0	0	0	0	0	
			Women	0	0	0	0	0	0	1	0	0	1	
			Total	0	0	0	0	0	0	1	0	0	1	No
45.0301 Archeology	1 - Awards of less than 1 academic year	1	Men	0	0	0	0	0	0	0	0	0	0	
			Women	0	0	0	0	0	0	0	0	1	1	
			Total	0	0	0	0	0	0	0	0	0	1	1
45.0401 Criminology	5 - Bachelor's degree	1	Men	0	1	0	0	3	0	10	0	1	15	
			Women	0	0	0	0	2	0	10	0	1	13	
			Total	0	1	0	0	5	0	20	0	2	28	No
45.0601 Economics, General	5 - Bachelor's degree	1	Men	0	0	0	0	0	0	5	0	1	6	
			Women	0	0	0	0	0	0	5	0	0	5	
			Total	0	0	0	0	0	0	10	0	1	11	No

CIPCODE	Award Level	Major	Gender	Non Resident Alien	Hispanic / Latino	American Indian or Alaska Native	Asian	Black or African American	Native Hawaiian or Other Pacific Islander	White	Two or more Races	Race/ ethnicity unknown	Total	distance education program
50.0709 Sculpture	5 - Bachelor's degree	1	Men	0	0	0	0	0	0	2	0	0	2	
			Women	0	0	0	0	0	0	0	0	0	0	
			Total	0	0	0	0	0	0	2	0	0	0	2
50.0709 Sculpture	5 - Bachelor's degree	2	Men	0	0	0	0	0	0	0	0	0	0	
			Women	0	0	0	0	0	0	0	0	0	0	
			Total	0	0	0	0	0	0	0	0	0	0	0
50.0710 Printmaking	5 - Bachelor's degree	1	Men	0	0	0	0	0	0	1	0	0	1	
			Women	0	0	0	0	0	0	1	0	0	1	
			Total	0	0	0	0	0	0	2	0	0	2	No
50.0710 Printmaking	5 - Bachelor's degree	2	Men	0	0	0	0	0	0	0	0	0	0	
			Women	0	0	0	0	0	0	0	0	0	0	
			Total	0	0	0	0	0	0	0	0	0	0	0
50.0711 Ceramic Arts and Ceramics	5 - Bachelor's degree	1	Men	0	0	0	0	0	0	1	0	0	1	
			Women	0	0	0	0	0	0	1	0	0	1	
			Total	0	0	0	0	0	0	2	0	0	2	No
50.0711 Ceramic Arts and Ceramics	5 - Bachelor's degree	2	Men	0	0	0	0	0	0	0	0	0	0	
			Women	0	0	0	0	0	0	0	0	0	0	
			Total	0	0	0	0	0	0	0	0	0	0	0
50.0713 Metal and Jewelry Arts	5 - Bachelor's degree	1	Men	0	0	0	0	0	0	0	0	0	0	
			Women	0	0	0	0	0	0	2	0	0	2	
			Total	0	0	0	0	0	0	2	0	0	2	No
50.0713 Metal and Jewelry Arts	5 - Bachelor's degree	2	Men	0	0	0	0	0	0	2	0	0	2	
			Women	0	0	0	0	0	0	0	0	0	0	
			Total	0	0	0	0	0	0	2	0	0	2	No
50.0799 Fine Arts and Art Studies, Other	5 - Bachelor's degree	1	Men	0	0	0	0	0	0	1	0	0	1	
			Women	0	0	0	0	0	0	1	0	0	1	
			Total	0	0	0	0	0	0	2	0	0	2	No
50.0901 Music, General	5 - Bachelor's degree	1	Men	0	0	0	0	0	0	8	0	0	8	
			Women	0	0	0	0	1	0	4	0	0	5	
			Total	0	0	0	0	1	0	12	0	0	13	No
50.0901 Music, General	7 - Master's degree	1	Men	0	0	0	0	0	0	1	0	0	1	
			Women	0	0	0	0	0	0	0	0	0	0	
			Total	0	0	0	0	0	0	1	0	0	1	No
50.0901 Music, General	5 - Bachelor's degree	2	Men	0	0	0	0	0	0	0	0	0	0	
			Women	0	0	0	0	0	0	0	0	0	0	
			Total	0	0	0	0	0	0	0	0	0	0	0
50.0902 Music History, Literature, and Theory	5 - Bachelor's degree	1	Men	0	0	0	0	0	0	1	0	0	1	
			Women	0	0	0	0	0	0	0	0	0	0	
			Total	0	0	0	0	0	0	1	0	0	1	No
50.0902 Music History, Literature, and Theory	7 - Master's degree	1	Men	0	0	0	0	1	0	1	0	0	2	
			Women	0	0	0	0	0	0	2	0	0	2	
			Total	0	0	0	0	1	0	3	0	0	4	No
50.0903 Music Performance, General	5 - Bachelor's degree	1	Men	0	0	0	0	0	0	6	1	0	7	
			Women	0	0	0	0	0	0	0	0	0	0	
			Total	0	0	0	0	0	0	6	1	0	7	No
50.0903		1	Men	0	0	0	0	0	0	1	0	1		

CIPCODE	Award Level	Major	Gender	Non Resident Alien	Hispanic / Latino	American Indian or Alaska Native	Asian	Black or African American	Native Hawaiian or Other Pacific Islander	White	Two or more Races	Race/ ethnicity unknown	Total	distance education program
Music Performance, General	7 - Master's degree		Women	1	0	0	0	0	0	1	0	0	2	
			Total	1	0	0	0	0	0	2	0	0	3	No
50.0903	5 - Bachelor's degree		Men	0	0	0	0	0	0	0	0	0	0	
Music Performance, General		2	Women	0	0	0	0	0	0	0	0	0	0	
			Total	0	0	0	0	0	0	0	0	0	0	No
50.0904	5 - Bachelor's degree		Men	0	0	0	0	0	0	0	0	0	0	
Music Theory and Composition		1	Women	0	0	0	0	0	0	0	0	0	0	
			Total	0	0	0	0	0	0	0	0	0	0	No
50.0904	7 - Master's degree		Men	0	0	0	0	0	0	1	0	0	1	
Music Theory and Composition		1	Women	0	0	0	0	0	0	0	0	0	0	
			Total	0	0	0	0	0	0	1	0	0	1	No
50.0904	5 - Bachelor's degree		Men	0	0	0	0	0	0	0	0	0	0	
Music Theory and Composition		2	Women	0	0	0	0	0	0	0	0	0	0	
			Total	0	0	0	0	0	0	0	0	0	0	No
50.0906	7 - Master's degree		Men	0	0	0	0	0	0	0	0	0	0	
Conducting		1	Women	0	0	0	0	0	0	0	0	0	0	
			Total	0	0	0	0	0	0	0	0	0	0	No
50.0907	1 - Awards of less than 1 academic year		Men	0	0	0	0	0	0	1	0	0	1	
Keyboard Instruments		1	Women	0	0	0	0	0	0	0	0	1	1	
			Total	0	0	0	0	0	0	1	0	1	2	No
50.0907	5 - Bachelor's degree		Men	0	0	0	0	0	0	0	0	0	0	
Keyboard Instruments		1	Women	0	0	0	0	0	0	0	0	0	0	
			Total	0	0	0	0	0	0	0	0	0	0	No
50.0907	7 - Master's degree		Men	0	0	0	0	0	0	0	0	0	0	
Keyboard Instruments		1	Women	0	0	0	0	0	0	0	0	0	0	
			Total	0	0	0	0	0	0	0	0	0	0	No
50.0907	5 - Bachelor's degree		Men	0	0	0	0	0	0	0	0	0	0	
Keyboard Instruments		2	Women	0	0	0	0	0	0	0	0	0	0	
			Total	0	0	0	0	0	0	0	0	0	0	No
50.0908	5 - Bachelor's degree		Men	0	0	0	0	0	0	0	0	0	0	
Voice and Opera		1	Women	0	0	0	0	0	0	0	0	0	0	
			Total	0	0	0	0	0	0	0	0	0	0	No
50.0908	7 - Master's degree		Men	0	0	0	0	0	0	0	0	0	0	
Voice and Opera		1	Women	1	0	0	0	0	0	2	0	0	3	
			Total	1	0	0	0	0	0	2	0	0	3	No
50.0908	5 - Bachelor's degree		Men	0	0	0	0	0	0	0	0	0	0	
Voice and Opera		2	Women	0	0	0	0	0	0	0	0	0	0	
			Total	0	0	0	0	0	0	0	0	0	0	No
50.0910	5 - Bachelor's degree		Men	0	0	0	0	0	0	2	0	0	2	
Jazz/Jazz Studies		1	Women	0	0	0	0	0	0	0	0	0	0	
			Total	0	0	0	0	0	0	2	0	0	2	No
50.0910	5 - Bachelor's degree		Men	0	0	0	0	0	0	0	0	0	0	
Jazz/Jazz Studies		2	Women	0	0	0	0	0	0	0	0	0	0	
			Total	0	0	0	0	0	0	0	0	0	0	No
50.0911	5 - Bachelor's degree		Men	0	0	0	0	0	0	0	0	0	0	
Stringed Instruments		1	Women	0	0	0	0	0	0	1	0	0	1	

CIPCODE	Award Level	Major	Gender	Non Resident Alien	Hispanic / Latino	American Indian or Alaska Native	Asian	Black or African American	Native Hawaiian or Other Pacific Islander	White	Two or more Races	Race/ ethnicity unknown	Total	distance education program	
50.0911 Stringed Instruments	7 - Master's degree	1	Total	0	0	0	0	0	0	1	0	0	1	No	
			Men	0	0	0	0	0	0	1	0	0	1		
			Women	1	0	0	0	0	0	0	2	0	0	3	
			Total	1	0	0	0	0	0	3	0	0	4	No	
50.0911 Stringed Instruments	5 - Bachelor's degree	2	Men	0	0	0	0	0	0	0	0	0	0		
			Women	0	0	0	0	0	0	0	0	0	0		
			Total	0	0	0	0	0	0	0	0	0	0	No	
50.1004 Theatre/Theatre Arts Management	7 - Master's degree	1	Men	0	0	0	0	0	0	3	0	0	3		
			Women	0	0	0	0	0	0	7	0	0	7		
			Total	0	0	0	0	0	0	10	0	0	10	No	
51.0201 Communication Sciences and Disorders, General	5 - Bachelor's degree	1	Men	0	1	0	0	0	0	2	1	0	4		
			Women	0	3	0	0	3	0	33	3	1	43		
			Total	0	4	0	0	3	0	35	4	1	47	No	
51.0201 Communication Sciences and Disorders, General	5 - Bachelor's degree	2	Men	0	0	0	0	0	0	0	0	0	0		
			Women	0	0	0	0	0	0	0	0	0	0		
			Total	0	0	0	0	0	0	0	0	0	0	No	
51.0202 Audiology/Audiologist	18 - Doctor's degree - professional practice	1	Men	0	0	0	0	0	0	2	0	0	2		
			Women	0	0	0	0	0	0	7	0	0	7		
			Total	0	0	0	0	0	0	9	0	0	9	No	
51.0204 Audiology/Audiologist and Speech-Language Pathology/Pathologist	1 - Awards of less than 1 academic year	1	Men	0	0	0	0	0	0	0	0	0	0		
			Women	0	0	0	0	0	0	2	0	0	2		
			Total	0	0	0	0	0	0	2	0	0	2	No	
51.0204 Audiology/Audiologist and Speech-Language Pathology/Pathologist	5 - Bachelor's degree	1	Men	0	0	0	0	0	0	0	0	0	0		
			Women	0	0	0	0	0	0	0	0	0	0		
			Total	0	0	0	0	0	0	0	0	0	0	No	
51.0204 Audiology/Audiologist and Speech-Language Pathology/Pathologist	7 - Master's degree	1	Men	0	0	0	0	0	0	5	0	0	5		
			Women	0	1	0	1	1	0	38	0	1	42		
			Total	0	1	0	1	1	0	43	0	1	47	Yes	
51.0701 Health/Health Care Administration/Management	6 - Postbaccalaureate certificates	1	Men	0	0	0	0	0	0	1	0	0	1		
			Women	0	0	0	0	1	0	0	0	0	1		
			Total	0	0	0	0	1	0	1	0	0	2	No	
51.0701 Health/Health Care Administration/Management	7 - Master's degree	1	Men	0	0	0	0	0	0	3	0	0	3		
			Women	0	0	0	0	0	0	2	0	0	2		
			Total	0	0	0	0	0	0	5	0	0	5	No	
51.0701 Health/Health Care Administration/Management	8 - Post-Master's certificates	1	Men	0	0	0	0	0	0	0	0	0	0		
			Women	0	0	0	0	0	0	0	0	0	0		
			Total	0	0	0	0	0	0	0	0	0	0	No	
51.0705 Medical Office Management/Administration	1 - Awards of less than 1 academic year	1	Men	0	0	0	0	0	0	0	0	0	0		
			Women	0	0	0	0	1	0	12	1	0	14		
			Total	0	0	0	0	1	0	12	1	0	14	No	
51.0705 Medical Office Management/Administration	2 - Awards of at least 1 but less than 2 academic years	1	Men	0	0	0	0	0	0	0	0	0	0		
			Women	0	0	0	0	1	0	5	0	0	6		
			Total	0	0	0	0	1	0	5	0	0	6	No	

CIPCODE	Award Level	Major	Gender	Non Resident Alien	Hispanic / Latino	American Indian or Alaska Native	Asian	Black or African American	Native Hawaiian or Other Pacific Islander	White	Two or more Races	Race/ ethnicity unknown	Total	distance education program
51.0705 Medical Office Management/Administration	3 - Associate's degree	1	Men	0	0	0	0	0	0	0	0	0	0	
			Women	0	0	0	0	0	0	0	0	0	0	
			Total	0	0	0	0	0	0	0	0	0	0	No
51.0801 Medical/Clinical Assistant	3 - Associate's degree	1	Men	0	0	0	0	0	0	2	0	0	2	
			Women	0	1	0	1	2	0	18	1	1	24	
			Total	0	1	0	1	2	0	20	1	1	26	No
51.0904 Emergency Medical Technology/Technician (EMT Paramedic)	3 - Associate's degree	1	Men	0	0	0	0	0	0	5	0	0	5	
			Women	0	0	0	0	0	0	1	0	0	1	
			Total	0	0	0	0	0	0	6	0	0	6	No
51.0904 Emergency Medical Technology/Technician (EMT Paramedic)	3 - Associate's degree	2	Men	0	0	0	0	0	0	0	0	0	0	
			Women	0	0	0	0	0	0	0	0	0	0	
			Total	0	0	0	0	0	0	0	0	0	0	No
51.0907 Medical Radiologic Technology/Science - Radiation Therapist	3 - Associate's degree	1	Men	0	0	0	1	0	0	4	0	0	5	
			Women	0	0	0	0	0	0	21	0	1	22	
			Total	0	0	0	1	0	0	25	0	1	27	No
51.0908 Respiratory Care Therapy/Therapist	3 - Associate's degree	1	Men	0	0	0	0	0	0	0	0	0	0	
			Women	0	0	0	0	0	0	0	0	0	0	
			Total	0	0	0	0	0	0	0	0	0	0	No
51.0908 Respiratory Care Therapy/Therapist	5 - Bachelor's degree	1	Men	0	0	0	0	0	0	3	0	0	3	
			Women	0	0	0	0	2	0	12	0	0	14	
			Total	0	0	0	0	2	0	15	0	0	17	No
51.0908 Respiratory Care Therapy/Therapist	5 - Bachelor's degree	2	Men	0	0	0	0	0	0	0	0	0	0	
			Women	0	0	0	0	0	0	0	0	0	0	
			Total	0	0	0	0	0	0	0	0	0	0	No
51.0909 Surgical Technology/Technologist	3 - Associate's degree	1	Men	0	0	0	0	0	0	3	0	0	3	
			Women	0	0	0	0	2	0	10	0	2	14	
			Total	0	0	0	0	2	0	13	0	2	17	No
51.0913 Athletic Training/Trainer	5 - Bachelor's degree	1	Men	0	0	0	0	1	0	19	0	0	20	
			Women	0	0	0	0	1	0	16	0	0	17	
			Total	0	0	0	0	2	0	35	0	0	37	No
51.0913 Athletic Training/Trainer	7 - Master's degree	1	Men	0	0	0	0	0	0	0	0	0	0	
			Women	0	0	0	0	0	0	0	0	0	0	
			Total	0	0	0	0	0	0	0	0	0	0	No
51.0913 Athletic Training/Trainer	5 - Bachelor's degree	2	Men	0	0	0	0	0	0	0	0	0	0	
			Women	0	0	0	0	0	0	0	0	0	0	
			Total	0	0	0	0	0	0	0	0	0	0	No
51.1008 Histologic Technician	3 - Associate's degree	1	Men	0	0	0	0	0	0	0	0	0	0	
			Women	0	0	0	0	0	0	0	0	0	0	
			Total	0	0	0	0	0	0	0	0	0	0	No
51.1008 Histologic Technician	3 - Associate's degree	2	Men	0	0	0	0	0	0	0	0	0	0	
			Women	0	0	0	0	0	0	0	0	0	0	
			Total	0	0	0	0	0	0	0	0	0	0	No
51.1102	5 - Bachelor's degree	1	Men	0	0	0	6	1	0	3	0	0	10	
			Women	0	0	0	14	0	0	7	0	3	24	

CIPCODE	Award Level	Major	Gender	Non Resident Alien	Hispanic / Latino	American Indian or Alaska Native	Asian	Black or African American	Native Hawaiian or Other Pacific Islander	White	Two or more Races	Race/ ethnicity unknown	Total	distance education program
Geriatric Nurse/Nursing	6 - Postbaccalaureate certificates		Women	0	0	0	0	0	0	0	0	0	0	
			Total	0	0	0	0	0	0	0	0	0	0	No
51.3821 Geriatric Nurse/Nursing	7 - Master's degree	1	Men	0	0	0	0	0	0	1	0	0	1	
			Women	0	0	0	1	2	1	29	1	1	35	
			Total	0	0	0	1	2	1	30	1	1	36	No
51.3821 Geriatric Nurse/Nursing	8 - Post-Master's certificates	1	Men	0	0	0	0	0	0	0	0	0	0	
			Women	0	0	0	0	0	0	0	0	0	0	
			Total	0	0	0	0	0	0	0	0	0	0	No
52.0101 Business/Commerce, General	5 - Bachelor's degree	1	Men	0	1	1	2	17	0	52	0	3	76	
			Women	0	1	1	2	17	0	68	0	0	89	
			Total	0	2	2	4	34	0	120	0	3	165	No
52.0201 Business Administration and Management, General	1 - Awards of less than 1 academic year	1	Men	0	0	0	0	0	0	1	0	0	1	
			Women	0	0	0	0	0	0	3	0	0	3	
			Total	0	0	0	0	0	0	4	0	0	4	No
52.0201 Business Administration and Management, General	3 - Associate's degree	1	Men	0	0	0	0	3	0	6	1	0	10	
			Women	0	0	0	0	1	0	3	0	0	4	
			Total	0	0	0	0	4	0	9	1	0	14	No
52.0201 Business Administration and Management, General	5 - Bachelor's degree	1	Men	0	1	0	4	6	0	28	0	1	40	
			Women	1	0	0	0	1	0	16	0	0	18	
			Total	1	1	0	4	7	0	44	0	1	58	No
52.0201 Business Administration and Management, General	7 - Master's degree	1	Men	6	0	0	0	0	0	7	0	0	13	
			Women	0	0	0	0	1	0	9	0	0	10	
			Total	6	0	0	0	1	0	16	0	0	23	No
52.0201 Business Administration and Management, General	5 - Bachelor's degree	2	Men	0	0	0	0	0	0	0	0	0	0	
			Women	0	0	0	0	0	0	0	0	0	0	
			Total	0	0	0	0	0	0	0	0	0	0	No
52.0203 Logistics, Materials, and Supply Chain Management	7 - Master's degree	1	Men	1	0	0	1	0	0	1	0	0	3	
			Women	0	0	0	0	0	0	0	0	0	0	
			Total	1	0	0	1	0	0	1	0	0	3	No
52.0204 Office Management and Supervision	1 - Awards of less than 1 academic year	1	Men	0	0	0	0	1	0	0	0	0	1	
			Women	0	0	0	0	0	0	1	0	0	1	
			Total	0	0	0	0	1	0	1	0	0	2	No
52.0204 Office Management and Supervision	3 - Associate's degree	1	Men	0	0	0	0	0	0	0	0	0	0	
			Women	0	0	0	0	0	0	0	0	0	0	
			Total	0	0	0	0	0	0	0	0	0	0	No
52.0205 Operations Management and Supervision	5 - Bachelor's degree	1	Men	0	3	0	0	0	0	14	0	0	17	
			Women	0	0	0	1	0	0	7	1	0	9	
			Total	0	3	0	1	0	0	21	1	0	26	No
52.0205 Operations Management and Supervision	6 - Postbaccalaureate certificates	1	Men	0	0	0	0	0	0	1	0	0	1	
			Women	0	0	0	1	0	0	0	0	0	1	
			Total	0	0	0	1	0	0	1	0	0	2	No
52.0205 Operations Management and Supervision	8 - Post-Master's certificates	1	Men	0	0	0	0	0	0	0	0	0	0	
			Women	0	0	0	0	0	0	0	0	0	0	
			Total	0	0	0	0	0	0	0	0	0	0	No
52.0205		2	Men	0	0	0	0	0	0	5	0	5		

CIPCODE	Award Level	Major	Gender	Non Resident Alien	Hispanic / Latino	American Indian or Alaska Native	Asian	Black or African American	Native Hawaiian or Other Pacific Islander	White	Two or more Races	Race/ ethnicity unknown	Total	distance education program	
52.0701 Entrepreneurship/Entrepreneurial Studies	1 - Awards of less than 1 academic year	1	Men	0	0	0	0	0	0	0	0	0	0		
			Women	0	0	0	0	0	0	0	0	0	0		
			Total	0	0	0	0	0	0	0	0	0	0	0	No
52.0701 Entrepreneurship/Entrepreneurial Studies	7 - Master's degree	1	Men	0	0	0	0	0	0	1	0	0	1		
			Women	0	0	0	0	0	0	0	0	0	0	0	
			Total	0	0	0	0	0	0	0	1	0	0	1	No
52.0703 Small Business Administration/Management	1 - Awards of less than 1 academic year	1	Men	0	0	0	0	0	0	0	0	0	0		
			Women	0	0	0	0	0	0	0	0	0	0	0	
			Total	0	0	0	0	0	0	0	0	0	0	0	No
52.0703 Small Business Administration/Management	3 - Associate's degree	1	Men	0	0	0	0	0	0	2	0	0	2		
			Women	0	0	0	0	0	0	0	2	0	0	2	
			Total	0	0	0	0	0	0	0	4	0	0	4	No
52.0801 Finance, General	5 - Bachelor's degree	1	Men	0	0	0	2	3	0	35	1	1	42		
			Women	0	0	0	0	1	0	16	0	0	17		
			Total	0	0	0	2	4	0	51	1	1	59	No	
52.0801 Finance, General	7 - Master's degree	1	Men	2	0	0	0	1	0	8	0	0	11		
			Women	2	0	0	0	0	0	1	0	0	3		
			Total	4	0	0	0	1	0	9	0	0	14	No	
52.0801 Finance, General	5 - Bachelor's degree	2	Men	0	0	0	0	0	0	0	0	0	0		
			Women	0	0	0	0	0	0	0	0	0	0	0	
			Total	0	0	0	0	0	0	0	0	0	0	0	No
52.0804 Financial Planning and Services	1 - Awards of less than 1 academic year	1	Men	0	0	0	0	0	0	0	0	0	0		
			Women	0	0	0	0	0	0	0	0	0	0	0	
			Total	0	0	0	0	0	0	0	0	0	0	0	No
52.0804 Financial Planning and Services	5 - Bachelor's degree	1	Men	0	0	0	0	0	0	3	0	0	3		
			Women	0	0	1	0	0	0	1	0	0	2		
			Total	0	0	1	0	0	0	4	0	0	5	No	
52.0804 Financial Planning and Services	5 - Bachelor's degree	2	Men	0	0	0	0	0	0	0	0	0	0		
			Women	0	0	0	0	0	0	0	0	0	0	0	
			Total	0	0	0	0	0	0	0	0	0	0	0	No
52.0806 International Finance	7 - Master's degree	1	Men	0	0	0	0	0	0	0	0	0	0		
			Women	0	0	0	0	0	0	0	0	0	0	0	
			Total	0	0	0	0	0	0	0	0	0	0	0	No
52.0899 Finance and Financial Management Services, Other	5 - Bachelor's degree	1	Men	0	0	0	0	0	0	0	0	0	0		
			Women	0	0	0	0	0	0	0	0	0	0	0	
			Total	0	0	0	0	0	0	0	0	0	0	0	No
52.0899 Finance and Financial Management Services, Other	5 - Bachelor's degree	2	Men	0	0	0	0	0	0	1	0	0	1		
			Women	0	0	0	0	0	0	1	0	0	1		
			Total	0	0	0	0	0	0	2	0	0	2	No	
52.0901 Hospitality Administration/Management, General	1 - Awards of less than 1 academic year	1	Men	0	0	0	0	0	0	0	0	0	0		
			Women	0	0	0	0	0	0	0	0	0	0	0	
			Total	0	0	0	0	0	0	0	0	0	0	0	No
52.0901	3 - Associate's degree	1	Men	0	0	0	0	0	0	0	0	0	0		
			Women	0	0	0	0	0	0	1	0	1	2		
			Total	0	0	0	0	0	0	1	0	1	2	No	

CIPCODE	Award Level	Major	Gender	Non Resident Alien	Hispanic / Latino	American Indian or Alaska Native	Asian	Black or African American	Native Hawaiian or Other Pacific Islander	White	Two or more Races	Race/ ethnicity unknown	Total	distance education program
Hospitality Administration/Management, General														
52.0904 Hotel/Motel Administration/Management	1 - Awards of less than 1 academic year	1	Men	0	0	0	0	0	0	0	0	0	0	
			Women	0	0	0	0	0	0	0	0	0	0	
			Total	0	0	0	0	0	0	0	0	0	0	No
52.0904 Hotel/Motel Administration/Management	3 - Associate's degree	1	Men	0	0	0	0	0	0	0	0	0	0	
			Women	0	0	0	0	0	0	0	0	1	1	
			Total	0	0	0	0	0	0	0	0	1	1	No
52.0905 Restaurant/Food Services Management	1 - Awards of less than 1 academic year	1	Men	0	0	0	0	0	0	0	0	0	0	
			Women	0	0	0	0	0	0	0	0	0	0	
			Total	0	0	0	0	0	0	0	0	0	0	No
52.0905 Restaurant/Food Services Management	2 - Awards of at least 1 but less than 2 academic years	1	Men	0	0	0	0	0	0	0	0	0	0	
			Women	0	0	0	0	0	0	0	0	0	0	
			Total	0	0	0	0	0	0	0	0	0	0	No
52.0905 Restaurant/Food Services Management	3 - Associate's degree	1	Men	0	0	0	0	0	0	0	0	0	0	
			Women	0	0	0	0	0	0	0	0	0	0	
			Total	0	0	0	0	0	0	0	0	0	0	No
52.1001 Human Resources Management/Personnel Administration, General	5 - Bachelor's degree	1	Men	1	0	0	0	1	0	10	1	0	13	
			Women	0	0	0	1	2	0	13	0	1	17	
			Total	1	0	0	1	3	0	23	1	1	30	No
52.1001 Human Resources Management/Personnel Administration, General	6 - Postbaccalaureate certificates	1	Men	0	0	0	0	0	0	0	0	0	0	
			Women	0	0	0	0	0	0	0	0	0	0	
			Total	0	0	0	0	0	0	0	0	0	0	No
52.1001 Human Resources Management/Personnel Administration, General	7 - Master's degree	1	Men	0	0	0	0	0	0	0	0	0	0	
			Women	0	0	0	0	0	0	0	0	0	0	
			Total	0	0	0	0	0	0	0	0	0	0	No
52.1001 Human Resources Management/Personnel Administration, General	8 - Post-Master's certificates	1	Men	0	0	0	0	0	0	0	0	0	0	
			Women	0	0	0	0	0	0	0	0	0	0	
			Total	0	0	0	0	0	0	0	0	0	0	No
52.1001 Human Resources Management/Personnel Administration, General	5 - Bachelor's degree	2	Men	0	0	0	0	0	0	0	0	0	0	
			Women	0	0	0	0	0	0	0	0	0	0	
			Total	0	0	0	0	0	0	0	0	0	0	No
52.1101 International Business/Trade/Commerce	1 - Awards of less than 1 academic year	1	Men	0	0	0	0	1	0	0	0	0	1	
			Women	0	0	0	0	1	0	0	0	0	1	
			Total	0	0	0	0	2	0	0	0	0	2	No
52.1101 International Business/Trade/Commerce	5 - Bachelor's degree	1	Men	2	0	0	1	0	0	7	0	0	10	
			Women	2	1	0	0	0	0	2	0	1	6	
			Total	4	1	0	1	0	0	9	0	1	16	No
52.1101 International Business/Trade/Commerce	7 - Master's degree	1	Men	0	0	0	0	0	0	1	0	0	1	
			Women	0	0	0	0	0	0	1	0	0	1	
			Total	0	0	0	0	0	0	2	0	0	2	No

CIPCODE	Award Level	Major	Gender	Non Resident Alien	Hispanic / Latino	American Indian or Alaska Native	Asian	Black or African American	Native Hawaiian or Other Pacific Islander	White	Two or more Races	Race/ ethnicity unknown	Total	distance education program
Real Estate	5 - Bachelor's degree		Women	0	0	0	0	0	0	0	0	0	0	
			Total	0	0	0	0	0	0	0	0	0	0	No
52.1601 Taxation	7 - Master's degree	1	Men	0	0	0	1	0	0	12	0	1	14	
			Women	2	0	0	0	0	0	5	0	0	7	
			Total	2	0	0	1	0	0	17	0	1	21	No
52.1801 Sales, Distribution, and Marketing Operations, General	5 - Bachelor's degree	1	Men	0	0	0	0	0	0	15	0	0	15	
			Women	0	0	0	0	0	0	5	0	0	5	
			Total	0	0	0	0	0	0	20	0	0	20	No
52.1801 Sales, Distribution, and Marketing Operations, General	5 - Bachelor's degree	2	Men	0	1	0	1	2	0	7	1	0	12	
			Women	0	0	0	0	0	0	7	0	1	8	
			Total	0	1	0	1	2	0	14	1	1	20	No
52.1802 Merchandising and Buying Operations	3 - Associate's degree	1	Men	0	0	0	0	0	0	0	0	0	0	
			Women	0	0	0	0	0	0	0	0	0	0	
			Total	0	0	0	0	0	0	0	0	0	0	No
52.1803 Retailing and Retail Operations	1 - Awards of less than 1 academic year	1	Men	0	0	0	0	0	0	0	0	0	0	
			Women	0	0	0	0	0	0	0	0	0	0	
			Total	0	0	0	0	0	0	0	0	0	0	No
52.1804 Selling Skills and Sales Operations	1 - Awards of less than 1 academic year	1	Men	1	0	0	0	0	0	1	0	0	2	
			Women	0	1	0	0	1	0	4	0	0	6	
			Total	1	1	0	0	1	0	5	0	0	8	No
52.1804 Selling Skills and Sales Operations	3 - Associate's degree	1	Men	0	0	0	0	0	0	1	0	0	1	
			Women	0	0	0	0	0	0	0	0	0	0	
			Total	0	0	0	0	0	0	1	0	0	1	No
52.1899 General Merchandising, Sales, and Related Marketing Operations, Other	1 - Awards of less than 1 academic year	1	Men	0	0	0	0	0	0	0	0	0	0	
			Women	0	0	0	0	0	0	0	0	0	0	
			Total	0	0	0	0	0	0	0	0	0	0	No
52.1902 Fashion Merchandising	3 - Associate's degree	1	Men	0	0	0	0	0	0	0	0	0	0	
			Women	0	0	0	0	1	0	0	0	0	1	
			Total	0	0	0	0	1	0	0	0	0	1	No
54.0101 History, General	5 - Bachelor's degree	1	Men	0	0	0	0	2	0	13	0	0	15	
			Women	0	0	0	0	1	0	9	0	0	10	
			Total	0	0	0	0	3	0	22	0	0	25	No
54.0101 History, General	7 - Master's degree	1	Men	0	0	0	0	0	0	5	0	0	5	
			Women	0	0	0	0	0	0	0	0	0	0	
			Total	0	0	0	0	0	0	5	0	0	5	No
54.0101 History, General	17 - Doctor's degree - research / scholarship	1	Men	0	0	0	0	0	0	0	0	0	0	
			Women	0	0	0	0	0	0	1	0	0	1	
			Total	0	0	0	0	0	0	1	0	0	1	No
54.0101 History, General	5 - Bachelor's degree	2	Men	0	1	0	0	1	0	12	0	0	14	
			Women	0	0	0	0	0	0	6	0	2	8	
			Total	0	1	0	0	1	0	18	0	2	22	No
54.0106 Asian History	1 - Awards of less than 1 academic year	1	Men	0	0	0	0	1	0	0	0	0	1	
			Women	0	0	0	0	0	0	0	0	0	0	
			Total	0	0	0	0	1	0	0	0	0	1	No

99.0000 Summary Grand Totals	Award Level	Nonresident alien	Hispanic Latino	American Indian or Alaska Native	Asian	Black or African American	Native Hawaiian or Other Pacific Islander	White	Two or more Races	Race/ethnicity unknown	Total	PY Total
Women		0	0	0	0	0	0	0	0	0	0	0
Total		0	0	0	0	0	0	0	0	0	0	0
Bachelor's degree	5											
Men		0	2	0	2	8	0	58	1	0	71	83
Women		1	2	0	1	2	0	52	0	4	62	66
Total		1	4	0	3	10	0	110	1	4	133	149

Grand Total Men		0	2	0	2	8	0	58	1	0	71	83
Grand Total Women		1	2	0	1	2	0	52	0	4	62	66
Grand Total		1	4	0	3	10	0	110	1	4	133	149

PY Grand Total Men		0	1	0	1	2	0	77	0	2		83
PY Grand Total Women		1	0	1	0	6	0	55	0	3		66
PY Grand Total		1	1	1	1	8	0	132	0	5		149

All Completers

Institutions must report the following information. (Some data will be pre-populated from the completions by CIP code data.)

All Completers

Number of students by gender and race and ethnicity earning an award between July 1, 2014 and June 30, 2015. Count each student only once, regardless of how many awards he/she earned. The intent of this screen is to collect an unduplicated count of total numbers of *completers*.

- Report Hispanic/Latino individuals of any race as Hispanic/Latino
- Report race for non-Hispanic/Latino individuals only

	Men		Women		Total Students
	Number of Students	Total Awards	Number of Students	Total Awards	
<u>Nonresident alien</u>	223	226	134	139	357
<u>Hispanic/Latino</u>	44	53	59	63	103
<u>American Indian or Alaska Native</u>	5	5	3	3	8
<u>Asian</u>	58	65	63	66	121
<u>Black or African American</u>	198	219	257	281	455
<u>Native Hawaiian or Other Pacific Islander</u>	6	6	3	3	9
<u>White</u>	1,815	1,985	2,007	2,200	3,822
<u>Two or more races</u>	28	29	38	44	66
<u>Race and ethnicity unknown</u>	50	56	71	74	121
TOTAL	2,427	2,644	2,635	2,873	5,062
PY TOTAL	2,443		2,650		5,093

Completers by Level

Institutions must report the following information. This screen will be shown for each of the following award categories for which completions have been reported:

- Less than 1-year certificates
- At least 1 but less than 4-year certificates
- Associate's degrees
- Bachelor's degrees
- Master's degrees
- Doctor's degrees
- Postbaccalaureate and post-master's certificates

Less than 1-year certificates

Number of students by gender, by race and ethnicity, and by age earning this award between July 1, 2014 and June 30, 2015. Each student should be counted once per award level. For example, if a student earned a master's degree and a doctor's degree, he/she should be counted once in master's and once in doctor's. A student earning two master's degrees should be counted only once.

- Report Hispanic/Latino individuals of any race as Hispanic/Latino
- Report race for non-Hispanic/Latino individuals only


	Number of Students	Total Awards
By Gender		
Men	<input type="text" value="84"/>	90
Women	<input type="text" value="110"/>	114
TOTAL	194	204
PY TOTAL	187	

By Race/Ethnicity

<u>Nonresident alien</u>	<input type="text" value="2"/>	2
<u>Hispanic/Latino</u>	<input type="text" value="7"/>	7
<u>American Indian or Alaska Native</u>	<input type="text" value=""/>	0
<u>Asian</u>	<input type="text" value="4"/>	4
<u>Black or African American</u>	<input type="text" value="17"/>	20
<u>Native Hawaiian or Other Pacific Islander</u>	<input type="text" value="1"/>	1

<u>White</u>	<input type="text" value="157"/>	164
Two or more races	<input type="text" value="2"/>	2
<u>Race and ethnicity unknown</u>	<input type="text" value="4"/>	4
TOTAL	194	204



 **By Age**

Under 18	<input type="text"/>	
18-24	<input type="text" value="134"/>	
25-39	<input type="text" value="46"/>	
40 and Above	<input type="text" value="14"/>	
Age Unknown	<input type="text"/>	
TOTAL	194	204

Completers by Level

Institutions must report the following information. This screen will be shown for each of the following award categories for which completions have been reported:

- Less than 1-year certificates
- At least 1 but less than 4-year certificates
- Associate's degrees
- Bachelor's degrees
- Master's degrees
- Doctor's degrees
- Postbaccalaureate and post-master's certificates

At least 1 but less than 4-year certificates

Number of students by gender, by race and ethnicity, and by age earning this award between July 1, 2014 and June 30, 2015. Each student should be counted once per award level. For example, if a student earned a master's degree and a doctor's degree, he/she should be counted once in master's and once in doctor's. A student earning two master's degrees should be counted only once.

- Report Hispanic/Latino individuals of any race as Hispanic/Latino
- Report race for non-Hispanic/Latino individuals only


	Number of Students	Total Awards
By Gender		
Men	<input type="text" value="0"/>	0
Women	<input type="text" value="6"/>	6
TOTAL	6	6
PY TOTAL	7	

By Race/Ethnicity

<u>Nonresident alien</u>	<input type="text"/>	0
<u>Hispanic/Latino</u>	<input type="text"/>	0
<u>American Indian or Alaska Native</u>	<input type="text"/>	0
<u>Asian</u>	<input type="text"/>	0
<u>Black or African American</u>	<input type="text" value="1"/>	1
<u>Native Hawaiian or Other Pacific Islander</u>	<input type="text"/>	0

<u>White</u>	<input type="text" value="5"/>	5
Two or more races	<input type="text"/>	0
<u>Race and ethnicity unknown</u>	<input type="text"/>	0
TOTAL	6	6



 **By Age**

Under 18	<input type="text"/>	
18-24	<input type="text" value="3"/>	
25-39	<input type="text" value="1"/>	
40 and Above	<input type="text" value="2"/>	
Age Unknown	<input type="text"/>	
TOTAL	6	6

Completers by Level

Institutions must report the following information. This screen will be shown for each of the following award categories for which completions have been reported:

- Less than 1-year certificates
- At least 1 but less than 4-year certificates
- Associate's degrees
- Bachelor's degrees
- Master's degrees
- Doctor's degrees
- Postbaccalaureate and post-master's certificates

Associate's degrees

Number of students by gender, by race and ethnicity, and by age earning this award between July 1, 2014 and June 30, 2015. Each student should be counted once per award level. For example, if a student earned a master's degree and a doctor's degree, he/she should be counted once in master's and once in doctor's. A student earning two master's degrees should be counted only once.

- Report Hispanic/Latino individuals of any race as Hispanic/Latino
- Report race for non-Hispanic/Latino individuals only

	Number of Students	Total Awards
By Gender		
Men	<input type="text" value="367"/>	374
Women	<input type="text" value="283"/>	289
TOTAL	650	663
PY TOTAL	735	

By Race/Ethnicity

<u>Nonresident alien</u>	<input type="text" value="2"/>	2
<u>Hispanic/Latino</u>	<input type="text" value="11"/>	12
<u>American Indian or Alaska Native</u>	<input type="text" value="2"/>	2
<u>Asian</u>	<input type="text" value="16"/>	17
<u>Black or African American</u>	<input type="text" value="116"/>	120
<u>Native Hawaiian or Other Pacific Islander</u>	<input type="text" value="1"/>	1

<u>White</u>	<input type="text" value="469"/>	476
Two or more races	<input type="text" value="10"/>	10
<u>Race and ethnicity unknown</u>	<input type="text" value="23"/>	23
TOTAL	650	663

By Age		
Under 18	<input type="text" value="1"/>	
18-24	<input type="text" value="381"/>	
25-39	<input type="text" value="201"/>	
40 and Above	<input type="text" value="67"/>	
Age Unknown	<input type="text"/>	
TOTAL	650	663

Completers by Level

Institutions must report the following information. This screen will be shown for each of the following award categories for which completions have been reported:

- Less than 1-year certificates
- At least 1 but less than 4-year certificates
- Associate's degrees
- Bachelor's degrees
- Master's degrees
- Doctor's degrees
- Postbaccalaureate and post-master's certificates

Bachelor's degrees

Number of students by gender, by race and ethnicity, and by age earning this award between July 1, 2014 and June 30, 2015. Each student should be counted once per award level. For example, if a student earned a master's degree and a doctor's degree, he/she should be counted once in master's and once in doctor's. A student earning two master's degrees should be counted only once.

- Report Hispanic/Latino individuals of any race as Hispanic/Latino
- Report race for non-Hispanic/Latino individuals only

	Number of Students	Total Awards
By Gender		
Men	1,514	1,529
Women	1,576	1,649
TOTAL	3,090	3,178
PY TOTAL	2,995	

By Race/Ethnicity

<u>Nonresident alien</u>	37	37
<u>Hispanic/Latino</u>	73	77
<u>American Indian or Alaska Native</u>	4	4
<u>Asian</u>	78	78
<u>Black or African American</u>	264	265
<u>Native Hawaiian or Other Pacific Islander</u>	6	6

<u>White</u>	<input type="text" value="2,519"/>	2,600
Two or more races	<input type="text" value="45"/>	46
<u>Race and ethnicity unknown</u>	<input type="text" value="64"/>	65
TOTAL	3,090	3,178



By Age		
Under 18	<input type="text"/>	
18-24	<input type="text" value="1,964"/>	
25-39	<input type="text" value="948"/>	
40 and Above	<input type="text" value="178"/>	
Age Unknown	<input type="text"/>	
TOTAL	3,090	3,178

Completers by Level

Institutions must report the following information. This screen will be shown for each of the following award categories for which completions have been reported:

- Less than 1-year certificates
- At least 1 but less than 4-year certificates
- Associate's degrees
- Bachelor's degrees
- Master's degrees
- Doctor's degrees
- Postbaccalaureate and post-master's certificates

Master's degrees

Number of students by gender, by race and ethnicity, and by age earning this award between July 1, 2014 and June 30, 2015. Each student should be counted once per award level. For example, if a student earned a master's degree and a doctor's degree, he/she should be counted once in master's and once in doctor's. A student earning two master's degrees should be counted only once.

- Report Hispanic/Latino individuals of any race as Hispanic/Latino
- Report race for non-Hispanic/Latino individuals only


	Number of Students	Total Awards
By Gender		
Men	462	463
Women	641	644
TOTAL	1,103	1,107
PY TOTAL	1,166	

By Race/Ethnicity

<u>Nonresident alien</u>	254	256
<u>Hispanic/Latino</u>	16	16
<u>American Indian or Alaska Native</u>	2	2
<u>Asian</u>	17	17
<u>Black or African American</u>	76	76
<u>Native Hawaiian or Other Pacific Islander</u>	1	1

<u>White</u>	<input type="text" value="699"/>	701
Two or more races	<input type="text" value="10"/>	10
<u>Race and ethnicity unknown</u>	<input type="text" value="28"/>	28
TOTAL	1,103	1,107



 **By Age**

Under 18	<input type="text"/>	
18-24	<input type="text" value="169"/>	
25-39	<input type="text" value="777"/>	
40 and Above	<input type="text" value="157"/>	
Age Unknown	<input type="text"/>	
TOTAL	1,103	1,107

Completers by Level

Institutions must report the following information. This screen will be shown for each of the following award categories for which completions have been reported:

- Less than 1-year certificates
- At least 1 but less than 4-year certificates
- Associate's degrees
- Bachelor's degrees
- Master's degrees
- Doctor's degrees
- Postbaccalaureate and post-master's certificates

Doctor's degrees

Number of students by gender, by race and ethnicity, and by age earning this award between July 1, 2014 and June 30, 2015. Each student should be counted once per award level. For example, if a student earned a master's degree and a doctor's degree, he/she should be counted once in master's and once in doctor's. A student earning two master's degrees should be counted only once.

- Report Hispanic/Latino individuals of any race as Hispanic/Latino
- Report race for non-Hispanic/Latino individuals only


	Number of Students	Total Awards
By Gender		
Men	<input type="text" value="152"/>	152
Women	<input type="text" value="121"/>	121
TOTAL	273	273
PY TOTAL	252	

By Race/Ethnicity

<u>Nonresident alien</u>	<input type="text" value="64"/>	64
<u>Hispanic/Latino</u>	<input type="text" value="4"/>	4
<u>American Indian or Alaska Native</u>	<input type="text" value="0"/>	0
<u>Asian</u>	<input type="text" value="11"/>	11
<u>Black or African American</u>	<input type="text" value="11"/>	11
<u>Native Hawaiian or Other Pacific Islander</u>	<input type="text" value="0"/>	0

<u>White</u>	<input type="text" value="173"/>	173
Two or more races	<input type="text" value="2"/>	2
<u>Race and ethnicity unknown</u>	<input type="text" value="8"/>	8
TOTAL	273	273



 **By Age**

Under 18	<input type="text"/>	
18-24	<input type="text" value="2"/>	
25-39	<input type="text" value="242"/>	
40 and Above	<input type="text" value="29"/>	
Age Unknown	<input type="text"/>	
TOTAL	273	273

Completers by Level

Institutions must report the following information. This screen will be shown for each of the following award categories for which completions have been reported:

- Less than 1-year certificates
- At least 1 but less than 4-year certificates
- Associate's degrees
- Bachelor's degrees
- Master's degrees
- Doctor's degrees
- Postbaccalaureate and post-master's certificates

Postbaccalaureate and post-master's certificates

Number of students by gender, by race and ethnicity, and by age earning this award between July 1, 2014 and June 30, 2015. Each student should be counted once per award level. For example, if a student earned a master's degree and a doctor's degree, he/she should be counted once in master's and once in doctor's. A student earning two master's degrees should be counted only once.

- Report Hispanic/Latino individuals of any race as Hispanic/Latino
- Report race for non-Hispanic/Latino individuals only


	Number of Students	Total Awards
By Gender		
Men	<input type="text" value="31"/>	36
Women	<input type="text" value="48"/>	50
TOTAL	79	86
PY TOTAL	58	

By Race/Ethnicity

<u>Nonresident alien</u>	<input type="text" value="4"/>	4
<u>Hispanic/Latino</u>	<input type="text" value=""/>	0
<u>American Indian or Alaska Native</u>	<input type="text" value=""/>	0
<u>Asian</u>	<input type="text" value="4"/>	4
<u>Black or African American</u>	<input type="text" value="7"/>	7
<u>Native Hawaiian or Other Pacific Islander</u>	<input type="text" value=""/>	0

<u>White</u>	<input type="text" value="60"/>	66
Two or more races	<input type="text" value="2"/>	3
<u>Race and ethnicity unknown</u>	<input type="text" value="2"/>	2
TOTAL	79	86



 **By Age**

Under 18	<input type="text"/>	
18-24	<input type="text" value="1"/>	
25-39	<input type="text" value="59"/>	
40 and Above	<input type="text" value="19"/>	
Age Unknown	<input type="text"/>	
TOTAL	79	86

Summary

IPEDS collects important information regarding your institution. All data reported in IPEDS survey components become available in the IPEDS Data Center and appear as aggregated data in various Department of Education reports. Additionally, some of the reported data appears specifically for your institution through the College Navigator website and is included in your institution's Data Feedback Report (DFR). The purpose of this summary is to provide you an opportunity to view some of the data that, when accepted through the IPEDS quality control process, will appear on the College Navigator website and/or your DFR. College Navigator is updated approximately three months after the data collection period closes and Data Feedback Reports will be available through the [Data Center](#) and sent to your institution's CEO in November 2016.

Please review your data for accuracy. If you have questions about the data displayed below after reviewing the data reported on the survey screens, please contact the IPEDS Help Desk at: 1-877-225-2568 or ipedshelp@rti.org.

Summary of Completions Data

Award Level	Number of Completions	
	1 st major	2 nd major
<u>Postsecondary award, certificate, or diploma (less than 1 academic year)</u>	204	0
<u>Postsecondary award, certificate, or diploma (at least 1 but less than 2 academic years)</u>	6	0
<u>Associate's degree</u>	663	0
<u>Bachelors degree or equivalent</u>	3,178	133
<u>Postbaccalaureate certificate</u>	38	0
<u>Master's degree</u>	1,107	0
<u>Post-master's certificate</u>	48	0
<u>Doctor's degree - research/scholarship</u>	121	0
<u>Doctor's degree - professional practice</u>	152	0
Total number of degrees and certificates	5,517	

Summary of Completers Data

	Number of Students		
	Men	Women	Total
All Completers	2,427	2,635	5,062

Completions

University of Akron Main Campus (200800)

Source	Description	Severity	Resolved	Options
Global Edits				
Perform Edits	Current year completions (36) are outside the expected range when compared to completions reported in the prior year (14) for: Women, 2-digit field (40), award level (7). Please correct your data or explain. (Error #10505)	Explanation	Yes	
Reason:	A new Master's program does not require a thesis, resulting in more graduates this year.			